

Final determination

---

## Regulated retail electricity prices for 2017–18

---

May 2017

*Note: This determination was made under a superseded delegation. The notified prices in this document will not apply.*

We wish to acknowledge the contribution of the following staff to this report:

Sarah Duval, Adam Liddy, Jennie Cooper, Wei Fang Lim, Zach Zhang and Thomas Gardiner

© Queensland Competition Authority 2017

The Queensland Competition Authority supports and encourages the dissemination and exchange of information. However, copyright protects this document.

The Queensland Competition Authority has no objection to this material being reproduced, made available online or electronically but only if it is recognised as the owner of the copyright and this material remains unaltered.

*Note: This determination was made under a superseded delegation. The notified prices in this document will not apply.*

## Contents

EXECUTIVE SUMMARY	III
Who can access notified prices?	iii
What is the QCA's approach to setting notified prices?	iv
Why will notified prices change between 2016–17 and 2017–18?	v
Why are the 2017–18 notified prices different to those in the draft determination?	vi
How will the QCA's price determination impact on customer bills?	vi
What is the QCA's approach to transitional and obsolete tariffs?	ix
THE ROLE OF THE QCA – TASK, TIMING AND CONTACTS	XI
1 INTRODUCTION	1
1.1 The review process	1
1.2 Access to notified prices	2
1.3 Legislative framework—the Electricity Act	2
1.4 Matters we are required to consider by the Minister's delegation	3
2 PRICING FRAMEWORK	5
2.1 Residential and small business customers	5
2.2 Large business customers	7
3 NETWORK COSTS	9
3.1 Introduction	9
3.2 Network tariffs for residential, small business and unmetered supply customers	10
3.3 Network tariffs for large business, very large business and street lighting customers	15
4 ENERGY COSTS	22
4.1 Wholesale energy costs	22
4.2 Other energy costs	29
4.3 Energy losses	32
4.4 Total energy cost allowances for 2017–18	32
5 RETAIL COSTS	34
5.1 Background	34
5.2 Retail cost allowances for 2017–18	37
6 OTHER ISSUES	39
6.1 Standing offer adjustment—residential and small business customer tariffs	39
6.2 Headroom for large and very large business customer tariffs	47
6.3 Cost pass-through mechanism	49
7 TRANSITIONAL ARRANGEMENTS	52
7.1 Transitional arrangements for transitional and obsolete tariffs	52
7.2 Conclusion on transitional arrangements	60

*Note: This determination was made under a superseded delegation. The notified prices in this document will not apply.*

8	FINAL DETERMINATION	61
8.1	Notified Prices	61
8.2	Customer impacts	65
	GLOSSARY	71
	APPENDIX A: MINISTERIAL DELEGATION AND COVER LETTER	73
	APPENDIX B: SUBMISSIONS	80
	Submissions to the interim consultation paper	80
	Submissions to the draft determination	80
	APPENDIX C: RESPONSES TO ADDITIONAL ISSUES RAISED IN SUBMISSIONS	81
	APPENDIX D: NETWORK TARIFF STRUCTURES	84
	Comparison of Energex and Ergon Energy's tariff structures	84
	Adjusting Ergon Distribution network tariffs	86
	APPENDIX E: RETAIL COST ALLOWANCES	90
	Retail costs for residential and small business customer retail tariffs	90
	Retail costs for large and very large business customer tariffs	91
	APPENDIX F: TRANSITIONAL AND OBSOLETE TARIFFS—CUSTOMER IMPACTS	93
	APPENDIX G: GAZETTE NOTICE	104
	APPENDIX H: ASSUMPTIONS AND DATA USED TO DETERMINE CUSTOMER IMPACTS	112
	APPENDIX I: SUMMARY OF CONCESSIONAL ARRANGEMENTS FOR ENERGY IN QUEENSLAND	114
	APPENDIX J: BUILD-UP OF NOTIFIED PRICES	115
	APPENDIX K: SRES COST PASS-THROUGH CALCULATIONS	124

*Note: This determination was made under a superseded delegation. The notified prices in this document will not apply.*

## EXECUTIVE SUMMARY

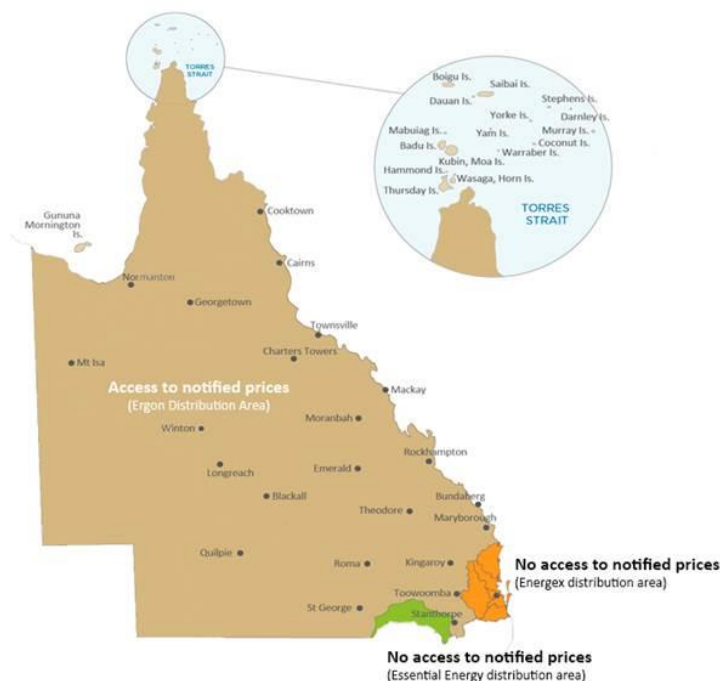
The Queensland Competition Authority (QCA) has made its final determination on the regulated retail electricity prices (notified prices) to apply from 1 July 2017 to 30 June 2018. In general, notified prices are paid by customers who have not entered into a negotiated or market contract with their retailer. The QCA has been delegated the role of setting notified prices by the Minister for Energy, Biofuels and Water Supply and is required to set prices in accordance with that delegation and the Electricity Act 1994 (the Electricity Act).

The QCA appreciates the valuable contributions that stakeholders have made to our price determination process, especially those who participated in our workshops and webinar, or made submissions. While we have not referred to all arguments or submissions in the final determination, we have carefully considered the issues raised in each submission.

### Who can access notified prices?

Notified prices are only available to residential, small business and non-market<sup>1</sup> large business customers in the Ergon Energy Corporation Limited (Ergon Distribution) distribution area. Notified prices are not available to regional customers located outside of this distribution area.<sup>2</sup>

**Figure 1 Access to notified prices**



<sup>1</sup> Large business customers supplied by Ergon Retail are classified as 'non-market' customers. Large business customers supplied by other retailers in regional Queensland are classified as 'market' customers.

<sup>2</sup> Customers in Essential Energy's distribution area in southern Queensland do not have access to notified prices, but Origin Energy receives a subsidy from the Queensland Government to ensure that non-market customers in that distribution area pay no more than similar customers that have access to notified prices. Retail price regulation in the Energex distribution area was removed on 1 July 2016.

*Note: This determination was made under a superseded delegation. The notified prices in this document will not apply.*

## What is the QCA's approach to setting notified prices?

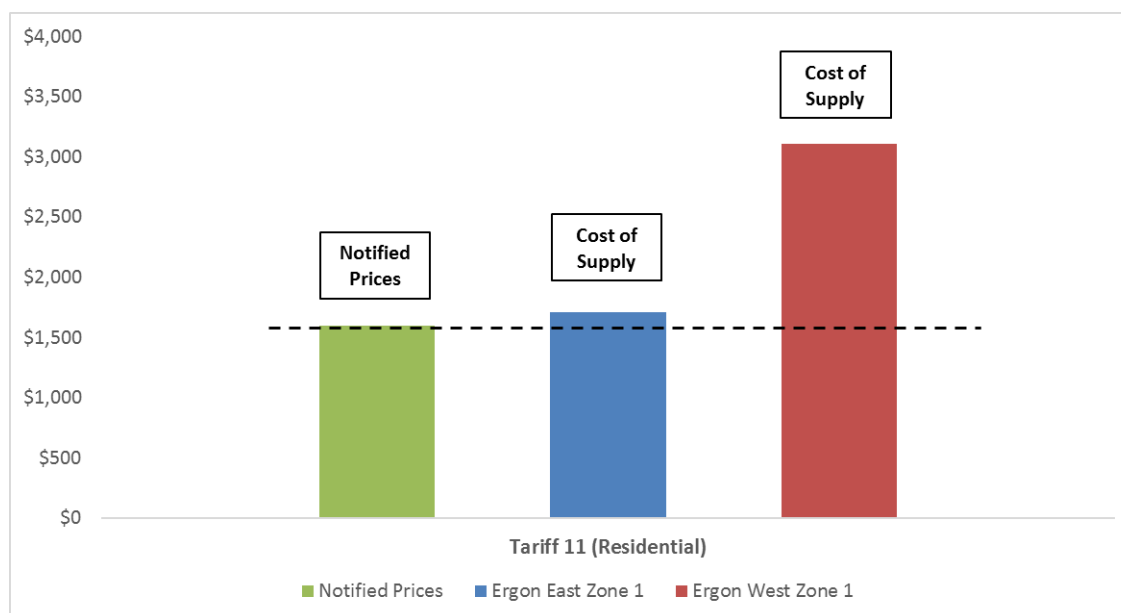
The QCA's approach to setting notified prices for 2017–18 is largely consistent with the approach we took in the 2016–17 price determination.

In accordance with the Queensland Government's Uniform Tariff Policy (UTP), we have continued to base notified prices for residential and small business customers on the costs of supplying electricity in south east Queensland (i.e. the Energex distribution area). We have also continued to base notified prices for large business customers on the lowest costs of supply in regional Queensland (i.e. Ergon Distribution's east pricing zone, transmission region 1).

The application of the UTP means that notified prices for residential and small business customers in regional Queensland broadly reflect the expected prices for similar customers on standing offers in south east Queensland. It also means that notified prices for large business customers in regional Queensland are based on the lowest costs of supply in regional Queensland<sup>3</sup>, rather than the actual costs of supply.

As the actual costs of supplying residential, small business and some large business customers are generally higher<sup>4</sup> than notified prices, the application of the UTP benefits customers in regional Queensland. To cover the difference between notified prices and the costs that Ergon Energy Queensland Limited (Ergon Retail) actually incurs, the Queensland Government pays Ergon Retail a subsidy. This subsidy is significant, with the Queensland Government expecting to pay \$561.2 million<sup>5</sup> to subsidise regional electricity customers in 2016–17.<sup>6</sup>

**Figure 2 Notified prices for typical residential compared to actual costs of supply in regional Queensland (incl. GST)**



<sup>3</sup> Ergon Distribution's east zone, transmission region one.

<sup>4</sup> The difference in the costs of supply is largely due to the higher network costs associated with supplying electricity over long distances to a low-density customer base.

<sup>5</sup> \$2.8 million dollars of this subsidy is paid to Origin Energy for customers in the Essential Energy distribution area.

<sup>6</sup> Queensland Government, State Budget 2016–17—Budget Strategy and Outlook, Appendix A, June 2016, p. 215.

*Note: This determination was made under a superseded delegation. The notified prices in this document will not apply.*

*Note: The cost of supply excludes standing offer adjustment. Ergon East Zone 1 refers to Ergon Distribution's east pricing zone, transmission region 1. Ergon West Zone 1 refers to Ergon Distribution's west pricing zone, transmission region 1.*

We have again used the network (N) plus retail (R) cost build-up approach to calculate notified prices for 2017–18. Under this approach, we base the N costs on the relevant network tariffs approved by the Australian Energy Regulator (AER) for Energex or Ergon Distribution. This means the N costs are generally treated as a pass-through. We determine the R costs (energy and retail costs) using the latest information, including observations from competitive retail and wholesale electricity markets in Australia.

In broad terms, the N plus R methodology produces estimates of efficient south east Queensland price levels for residential and small business customers. However, to be consistent with the Queensland Government's UTP, the price levels for these customers need to reflect the expected standing offer prices in south east Queensland. Consequently, to maintain consistency with the UTP, it is necessary to add an amount to the N plus R estimates, which reasonably represents the expected differential between our estimates of efficient price levels and expected standing offer price levels (the standing offer differential).

Consistent with our approach in previous price determinations, we have included an allowance for headroom in notified prices for large business customers only. The use of a headroom allowance is a generally accepted approach aimed at stimulating competition and customer engagement in emerging competitive markets. Given that competition in the large business customer segment in regional Queensland has the potential to develop further, particularly in areas where notified prices more closely reflect the actual costs of supply, we consider that the inclusion of an allowance for headroom will support competition, by encouraging customers to engage in the market and seek out better offers.

## Why will notified prices change between 2016–17 and 2017–18?

Notified prices will change between 2016–17 and 2017–18 due largely to movements in energy costs and network costs.

Energy costs will increase for all customers in 2017–18, primarily driven by substantial increases in wholesale energy costs. The changes in estimated wholesale energy costs are substantial and reflect the projected tightening of demand–supply conditions in the NEM (National Electricity Market) in 2017–18. The QCA's consultant, ACIL Allen, has advised that the tightening is due to several factors, including the increase in demand from in-field gas compression associated with the LNG export facilities, little additional renewable capacity in Queensland<sup>7</sup>, and changes in the expected demand–supply balance in Victoria (the closure of Hazelwood power station and continued operation of the Portland smelter)<sup>8,9</sup>.

In contrast, network costs have decreased for many customers. These decreases are a result of the AER's final decisions on Energex's and Ergon Energy's 2015–20 distribution determinations. However, these decreases have not been sufficient to offset the substantial increase in energy costs.

---

<sup>7</sup> While a number of new renewable energy projects are planned, only a limited amount of new renewable generation will be fully operational in 2017–18, with a number of renewable energy projects likely to commence operation towards the end of, or after, the 2017–18 financial year in mid-2018.

<sup>8</sup> Wholesale electricity is sold through the NEM, which allows trade in electricity across five interconnected regions (Queensland, New South Wales, Victoria, South Australia and Tasmania). The interconnected nature of the market means changes in the demand/supply balance in one region will impact on other regions of the NEM.

<sup>9</sup> ACIL Allen, *Estimated Energy Costs–2017–18 Retail Tariffs*, 9 May 2017, p. 25.

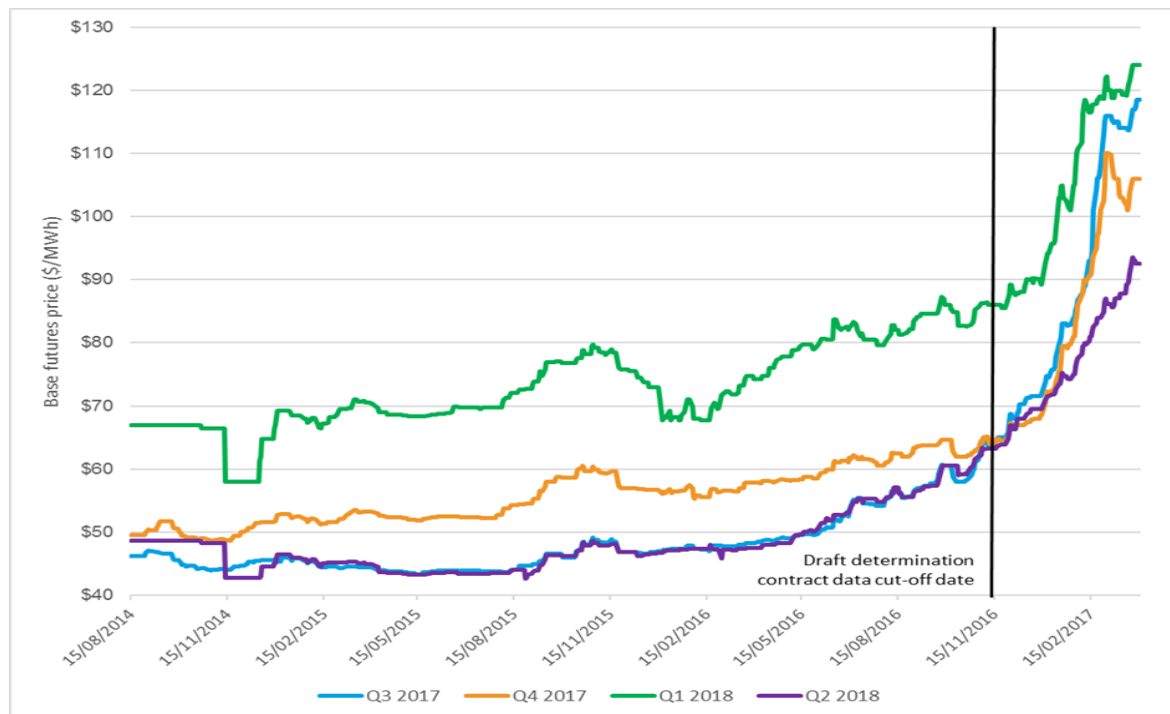
*Note: This determination was made under a superseded delegation. The notified prices in this document will not apply.*

## Why are the 2017–18 notified prices different to those in the draft determination?

Consistent with our approach in previous price determinations, we have updated the expected costs of supply between the draft and final determinations. Consequently, the 2017–18 notified prices are different to those in the draft determination.

The key driver of the change has been wholesale energy costs, which have increased substantially since the draft determination. The increase reflects the higher actual wholesale electricity contract prices paid by electricity retailers since mid-November 2016 (the cut-off for ACIL Allen’s estimates for the draft determination). Contract prices have increased due to a marked change in market participants’ expectations about future spot prices, market volatility, and the demand–supply balance (particularly in summer 2017-18). Figure 3 illustrates the change in contract prices since the draft determination.

**Figure 3 ASX Queensland base load electricity futures**



As with previous determinations, there has also been a substantial increase in the volume of contracts traded between the contract data cut-off dates of the draft determination and the final determination. As ACIL Allen uses a trade-weighted approach to calculate the contract prices that underpin its estimates of wholesale energy costs, the increase in trade volumes post-draft determination means contract prices after that date have impacted significantly on forecast wholesale energy costs.

## How will the QCA’s price determination impact on customer bills?

To illustrate the impacts of the final determination on customer bills, we have provided comparisons of the annual amount typical customers<sup>10</sup> would have paid under 2016–17 notified prices and the annual amount that they will pay under the 2017–18 notified prices. It is important to note that this information is only

<sup>10</sup> The typical customer for a given retail tariff is the median or middle customer in terms of consumption out of all customers on that tariff in regional Queensland. The typical customer consumption data is provided by Ergon Retail and more information is provided at Appendix H.



*Note: This determination was made under a superseded delegation. The notified prices in this document will not apply.*

intended to show the impact of the annual change in notified prices on a typical customer's bill. It is not intended to demonstrate the annual change in the total amount a customer will pay their electricity retailer in a given year.

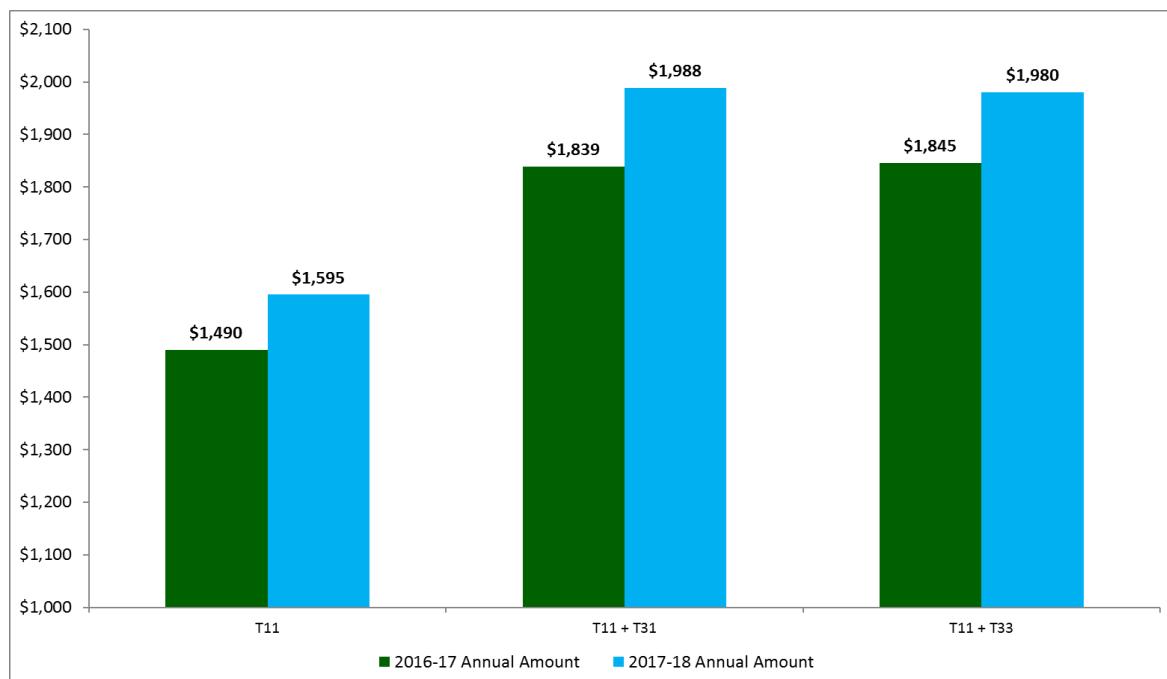
Many customers will incur additional charges that are not set by the QCA and cannot legally be included in notified prices. For example, most customers will also pay metering charges. These charges are set by the AER and will vary from customer to customer depending on a range of factors, including (but not limited to) the type of meter installed, the number of tariffs a customer uses and whether a customer has a solar power system. As these charges do not form part of notified prices or the QCA's price determination, they have not been included in the customer impact analysis for notified prices.

### Residential customers

The main retail tariff for residential customers is tariff 11. Many customers on tariff 11 are also on one of the controlled load tariffs (tariffs 31 and 33).<sup>11</sup>

The annual notified price bill for a typical customer on tariff 11 will increase by 7.1 per cent from \$1,490 (GST inclusive) to \$1,595 (GST inclusive) as a result of the change in notified prices between 2016–17 and 2017–18. For a typical customer on a combination of tariffs 11 and 31 or tariffs 11 and 33, the increase will be 8.1 per cent and 7.3 per cent respectively. However, the impact on individual customers will vary depending on their consumption. Customers with lower consumption than the typical customer will face smaller increases while higher-consumption customers face larger increases.

**Figure 4 Impact of the change in notified prices on typical residential customers (incl. GST), 2017–18**



*Note: The annual amounts have been rounded to the closest dollar.*

<sup>11</sup> Controlled load tariffs may be used for appliances such as water heaters and pool pumps. These tariffs are cheaper than tariff 11 as customers are only guaranteed supply for a set number of hours (tariff 31 guarantees supply for 8 hours per day and tariff 33 guarantees supply for 18 hours per day).

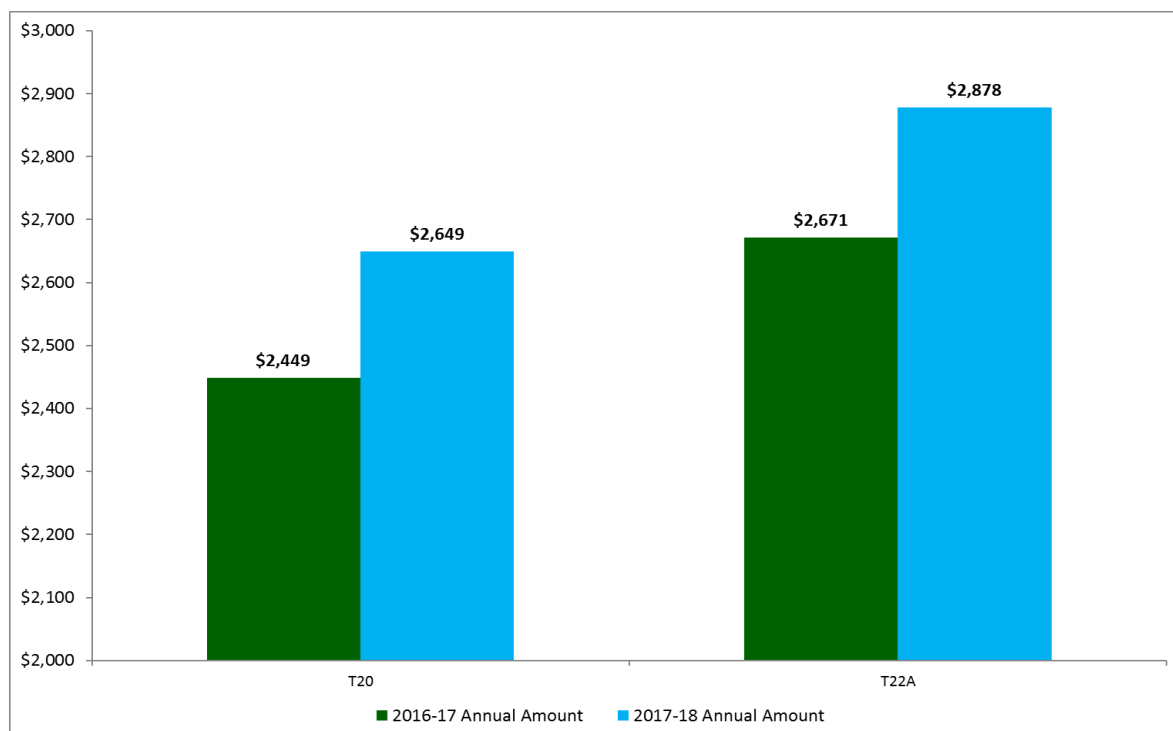
*Note: This determination was made under a superseded delegation. The notified prices in this document will not apply.*

### Small business customers

The annual notified price bill for a typical customer on the main small business tariff (tariff 20) will increase by \$200 or 8.2 per cent as a result of the change in notified prices between 2016–17 and 2017–18. For a typical customer on the seasonal time-of-use tariff (tariff 22A), the expected increase will be slightly lower, at 7.7 per cent.

However, it is important to note that bill impacts for individual customers will vary depending on their level of consumption and, if the customer is on tariff 22A, the pattern of their consumption.

**Figure 5 Impact of the change in notified prices on typical small business customers (incl. GST), 2017–18**



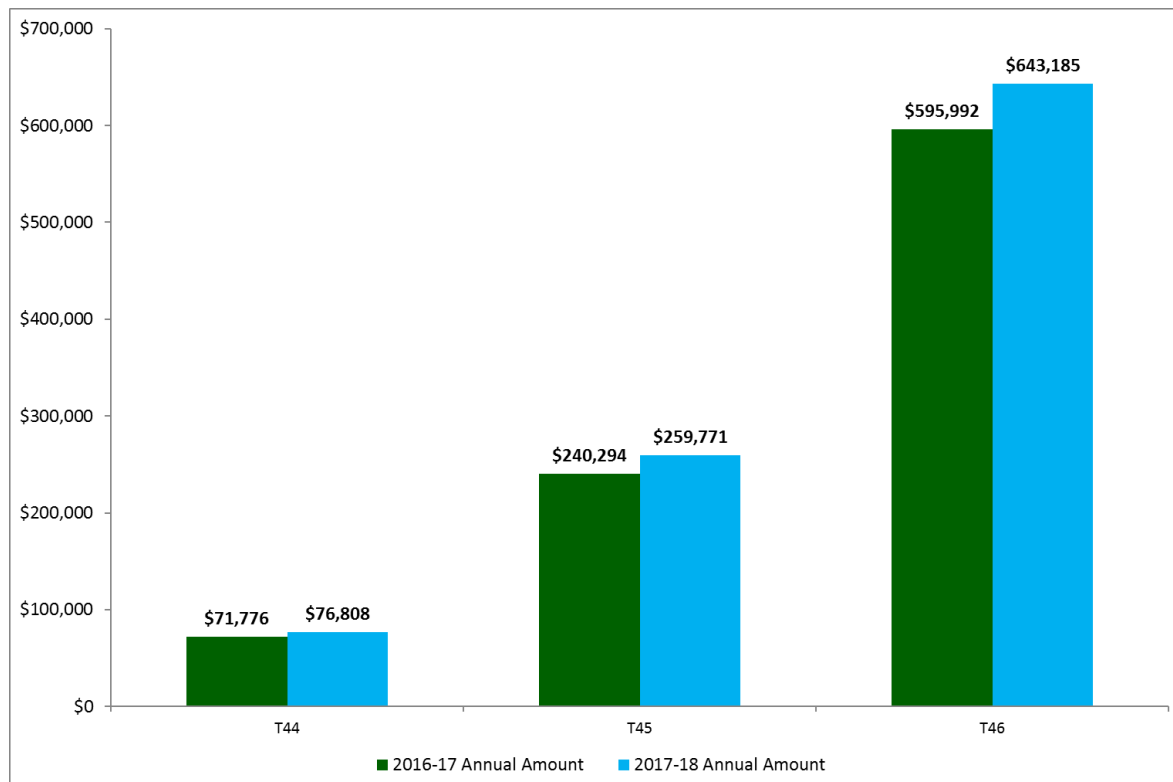
*Note: The annual amounts have been rounded to the closest dollar.*

### Large business customers

Typical large business customers will see increases in their annual notified price bills of between 7.0 per cent and 8.1 per cent as a result of the change in notified prices between 2016–17 and 2017–18. However, it is important to note that bill impacts for individual customers will vary depending on their level and pattern of consumption.

*Note: This determination was made under a superseded delegation. The notified prices in this document will not apply.*

**Figure 6 Impact of the change in notified prices on typical large business customers (incl. GST), 2017–18**



*Note: The annual amounts have been rounded to the closest dollar.*

## What is the QCA's approach to transitional and obsolete tariffs?

Some business customers, including farmers and irrigators, are supplied under transitional or obsolete tariffs. These retail tariffs are legacy retail tariffs for which there is no corresponding network tariff. As a result, the prices of these tariffs cannot be determined under the N+R cost build-up methodology.

Transitional and obsolete tariffs have been made available for several years to allow customers to transition to standard business tariffs and recoup some of the investments made to suit the level and structure of transitional or obsolete tariffs. Based on information from Ergon Retail, many customers on these tariffs may incur lower electricity bills if they moved immediately to a standard business tariff, but some customers would face much higher bills.

The QCA has maintained transitional arrangements for 2017–18 and adjusted the charges in each transitional and obsolete tariff in line with the percentage increases in the standard business tariffs customers would otherwise pay. The QCA has also applied an additional escalation factor to limit charges for transitional and obsolete tariffs falling further below cost, in dollar terms. This approach is consistent with the QCA's general approach in previous price determinations.

The QCA has also introduced transitional arrangements for customers on existing high voltage retail tariffs, as Ergon Distribution intends to phase out the network tariff underlying these tariffs in 2017–18. Under the transitional arrangements, the two high voltage retail tariffs (tariffs 47 and 48) have been classed as obsolete and therefore will only be available to existing customers for a transitional period of five years. Consistent with our approach to other transitional and obsolete tariffs, we have adjusted these tariffs in line with changes in the relevant standard business tariffs, and applied escalation factors to limit charges falling further below cost, in dollar terms.

*Note: This determination was made under a superseded delegation. The notified prices in this document will not apply.*

We consider that this approach strikes the right balance, as it will allow existing customers on the two high voltage retail tariffs time to adjust their operations before moving to alternative retail tariffs. It also ensures that new customers do not make long-term investment and business decisions based on legacy high voltage tariffs that will only be available for five years. Given that many of these customers are likely to be using very large amounts of energy (tariff 48 customers are some of the largest energy users in Queensland) and making significant capital investments, we consider it is important that they make those decisions based on the correct pricing signals.

*Note: This determination was made under a superseded delegation. The notified prices in this document will not apply.*

---

## THE ROLE OF THE QCA – TASK, TIMING AND CONTACTS

---

The Queensland Competition Authority (QCA) is an independent statutory authority which promotes competition as the basis for enhancing efficiency and growth in the Queensland economy.

The QCA's primary role with respect to electricity pricing is to set regulated retail electricity prices in accordance with the requirements of the delegation from the Minister for Energy, Biofuels and Water Supply (Appendix A) and the *Electricity Act 1994* (the Electricity Act).

### Key dates

#### Review of regulated retail electricity prices for 2017–18: timetable

Release of the draft determination	24 February 2017
Workshops on draft determination	From 13 March 2017
Submissions on draft determination due	3 April 2017
Release of final determination	31 May 2017

### Contacts

Enquiries regarding this project should be directed to:

Tel (07) 3222 0555

[www.qca.org.au/Contact-us](http://www.qca.org.au/Contact-us)

*Note: This determination was made under a superseded delegation. The notified prices in this document will not apply.*

---

# 1 INTRODUCTION

---

*The Queensland Competition Authority (QCA) has received a delegation from the Minister for Energy, Biofuels and Water Supply (the Minister) to determine regulated retail electricity prices (notified prices). The delegation specifies that the notified prices we determine will apply to small standard retail contract<sup>12</sup> customers and large non-market<sup>13</sup> customers in the Ergon Energy Corporation Limited (Ergon Distribution) distribution area from 1 July 2017 to 30 June 2018.<sup>14</sup>*

## 1.1 The review process

### Interim consultation paper

On 16 November 2016, we released an interim consultation paper advising interested parties of the commencement of our review. We received nine submissions in response (see Appendix B).

### Draft determination

On 24 February 2017, we released our draft determination and ACIL Allen's draft report on the estimated energy costs. In March 2017, we held workshops in five locations (Brisbane, Bundaberg, Cairns, Toowoomba, Townsville), and a webinar hosted by the Chamber of Commerce and Industry Queensland (CCIQ). We received 11 submissions on the draft determination (see Appendix B).

### Final determination

This final determination publishes the regulated retail tariffs and prices for 2017–18. In making this final determination, we have taken into account the requirements of the Electricity Act 1994 (Qld) (Electricity Act) and the Minister's delegation; matters raised in stakeholder submissions; ACIL Allen's final report on the estimated energy costs; and our own analysis.

We appreciate the valuable contribution that stakeholders have made to this process, especially those who have attended workshops and have made submissions. While we have not referred to all external arguments or submissions in this report, we have carefully considered each submission. Issues raised in submissions that are outside the scope of our review are discussed in Appendix C.

All non-confidential documents relating to this review are available on our [website](#).<sup>15</sup>

---

<sup>12</sup> See Schedule 1 of the National Energy Retail Rules.

<sup>13</sup> Large business customers supplied by Ergon Retail are classified as large 'non-market' customers. Large business customers supplied by other retailers in regional Queensland are classified as large 'market' customers.

<sup>14</sup> See Appendix A for a copy of the delegation.

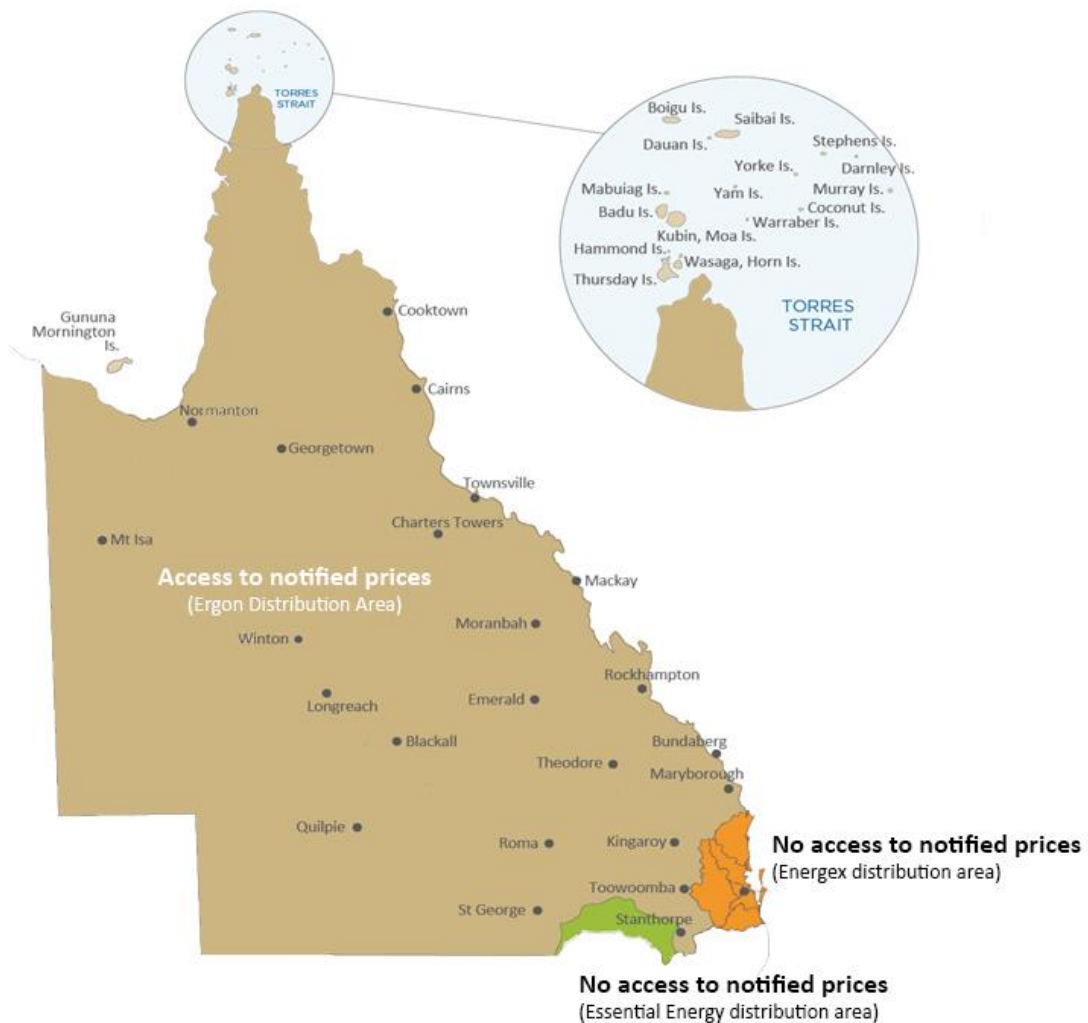
<sup>15</sup> <http://www.qca.org.au/Electricity/Regional-consumers/Reg-Electricity-Prices>.

*Note: This determination was made under a superseded delegation. The notified prices in this document will not apply.*

## 1.2 Access to notified prices

Notified prices are only available to residential, small business and non-market large business customers in the Ergon Energy Corporation Limited (Ergon Distribution) distribution area. Notified prices are not available to regional customers located outside of this distribution area.<sup>16</sup>

**Figure 7 Access to notified prices**



## 1.3 Legislative framework—the Electricity Act

We must determine notified prices in accordance with the Electricity Act. While that Act does not specify criteria or principles to be applied in making a price determination, it directs us to have regard to the following matters:

- (a) the actual costs of making, producing or supplying the goods or services

<sup>16</sup> Customers in Essential Energy's distribution area in southern Queensland do not have access to notified prices, but Origin Energy receives a subsidy to ensure that non-market customers in that distribution area pay no more than similar customers that have access to notified prices. Notified prices no longer apply to customers in south east Queensland, where retail price regulation was removed on 1 July 2016.

*Note: This determination was made under a superseded delegation. The notified prices in this document will not apply.*

- (b) the effect of the price determination on competition in the Queensland retail electricity market
- (c) any matter we are required by delegation to consider
- (d) any other matter we consider relevant.<sup>17</sup>
- (e) We must also have regard to the objects of the Electricity Act, which are to:
  - (f) set a framework for all electricity industry participants that promotes efficient, economical and environmentally sound supply and use
  - (g) regulate the electricity industry and electricity use
  - (h) establish a competitive electricity market in line with the national electricity industry reform process
  - (i) ensure that the interests of customers are protected
  - (j) take into account national competition policy requirements.<sup>18</sup>

## 1.4 Matters we are required to consider by the Minister's delegation

The matters we are required by the delegation to consider when determining notified prices for 2017–18 are outlined below.

### The Uniform Tariff Policy

Consistent with previous price determinations, we are required to consider the Queensland Government's Uniform Tariff Policy (UTP). The UTP provides that 'wherever possible, small standard retail contract customers and large non-market customers of the same class should pay no more for their electricity, regardless of their geographic location'.<sup>19</sup> The covering letter to the delegation further specifies that, for the purposes of the delegation, 'regulated prices for small customers in regional Queensland should continue to broadly reflect the expected prices for small customers on standing offers in south east Queensland'.<sup>20</sup>

Applying the UTP means that notified prices for residential and small business customers in regional Queensland broadly reflect the expected prices for similar customers on standing offers in south east Queensland. It also means that notified prices for large business customers in regional Queensland are based on the lowest costs of supply in regional Queensland, rather than the actual costs of supply. As the actual costs of supplying residential, small business and some large business customers are generally higher than notified prices<sup>21</sup>, the application of the UTP benefits customers in regional Queensland.

To cover the difference between notified prices and the costs that Ergon Energy Queensland Limited (Ergon Retail) actually incurs to supply regional customers, the Queensland Government

---

<sup>17</sup> Section 90(5) of the Electricity Act.

<sup>18</sup> Section 3 of the Electricity Act.

<sup>19</sup> Clause 5(b) of the delegation (Appendix A).

<sup>20</sup> A copy of the Minister's covering letter is provided in Appendix A.

<sup>21</sup> The differences in the costs of supply are largely due to the higher network costs associated with supplying electricity over long distances to a low-density customer base.



*Note: This determination was made under a superseded delegation. The notified prices in this document will not apply.*

pays Ergon Retail a subsidy. This subsidy is significant, with the Queensland Government expecting to pay \$561.2 million<sup>22</sup> to subsidise regional electricity customers in 2016–17.<sup>23</sup>

### 'N+R' cost build-up methodology

Consistent with the approach in previous price determinations, we must consider using the Network (N) plus Retail (R) cost build-up methodology when determining notified prices for 2017–18. Under this methodology, the N costs (network costs) are generally treated as a pass-through and the R costs (energy and retail costs) are determined by the QCA.

### The network cost (N) component

When calculating the N component for each regulated retail tariff, the delegation requires that the QCA consider continuing with the general approach that it has applied in previous price determinations. This means using the Energex network charges and tariff structures when we determine non time-of-use retail tariffs<sup>24</sup> for residential and small business customers (tariffs 11, 20, 31, 33, 41 and 91<sup>25</sup>).

When we determine time-of-use<sup>26</sup> and time-of-use demand retail tariffs<sup>27</sup> for residential and small business customers (tariffs 12A, 14, 22A and 24), we must consider basing the N component on the price level of network charges to be levied by Energex and the network tariff structures of Ergon Distribution.

For large business customers, we must consider basing the N component on the Ergon Distribution network charges and tariff structures. We adopted this approach in previous price determinations.

### Transitional arrangements

We are required to consider maintaining the transitional arrangements for tariffs classed as transitional or obsolete (for example, farming and irrigation tariffs). We are also required to consider allowing all customers in Ergon Distribution's distribution area to access tariffs designated as transitional in 2013–14.

---

<sup>22</sup> \$2.8 million dollars of this subsidy is paid to Origin Energy for its customers in the Essential Energy distribution area.

<sup>23</sup> Queensland Government, *State Budget 2016–17—Budget Strategy and Outlook*, Appendix A, June 2016, p. 215.

<sup>24</sup> Non time-of-use tariffs are retail tariffs with usage charge rates that do not vary with the time and/or level of consumption.

<sup>25</sup> Tariff 91 applies to unmetered supplies (except street lighting).

<sup>26</sup> Time-of-use tariffs are retail tariffs with usage charge rates that vary with the time of consumption.

<sup>27</sup> Time-of-use demand tariffs are retail tariffs with usage and demand charge rates that vary with the time of consumption and/or demand.

*Note: This determination was made under a superseded delegation. The notified prices in this document will not apply.*

---

## 2 PRICING FRAMEWORK

---

*The objects of the Electricity Act and the matters we are required to consider under the Electricity Act indicate that cost-reflective prices and the promotion of retail competition are important guiding principles in making a price determination. Cost-reflectivity is important for efficiency and equity reasons. The 2016–17 price determination was also designed to support retail competition in the large business customer segment in regional Queensland.*

*Under the Minister's delegation, we are also required to consider the UTP. The application of the UTP in previous price determinations has resulted in most notified prices being based on costs of supply, which are below the actual costs of supply (see section 1.4).*

*Given that there is a degree of conflict between the matters we are required to consider under the Electricity Act and those we are required to consider under the Minister's delegation, we have considered a broad range of possible pricing approaches for 2017–18, particularly for the residential and small business customers (small customers) in Ergon Distribution's distribution area.*

*Our final decision is to continue basing notified prices for residential and small business customers in regional Queensland on the expected standing offer prices in south east Queensland, and to base notified prices for large business customers in regional Queensland on the lowest costs of supply in regional Queensland, which is Ergon Distribution's east pricing zone, transmission region one.*

### 2.1 Residential and small business customers

In order to take into account the requirements of the Electricity Act and the UTP, we have considered a range of possible pricing approaches to setting the pricing framework for determining notified prices for small customers.

#### Cost build-up approach

The Minister's delegation requires us to consider an N+R cost build-up methodology when determining notified prices for 2017–18. Under this methodology, the N costs (network costs) are generally treated as a pass-through and the R costs (energy and retail costs) are determined by the QCA.

#### QCA position

Our final decision is to continue estimating the costs of supply for each retail tariff using an N+R cost build-up approach, where we treat the N (network cost) component as a pass-through, and determine the R (energy and retail cost) component. This is consistent with the Minister's delegation and previous determinations.

#### Cost base

We also need to consider the appropriate costs of supply on which to base the notified prices for small customers.

We could maintain the approach we took in the 2016–17 price determination and base the notified prices on the costs of supply in south east Queensland (that is, costs in Energex's distribution area). As the costs of supply in south east Queensland are generally lower than those in regional Queensland, adopting this approach would result in customers continuing to pay

*Note: This determination was made under a superseded delegation. The notified prices in this document will not apply.*

prices which do not reflect the actual costs of supply. This would potentially encourage inefficient investment and consumption, and require the ongoing subsidisation of electricity prices by taxpayers.<sup>28</sup> However, this approach may be considered reasonable, as it would be consistent with the Queensland Government's definition of the UTP for 2017–18.

Another possible approach would be to base the notified prices for small customers on the lowest costs of supply in regional Queensland (that is, the costs in Ergon Distribution's east pricing zone, transmission region one). We have used this approach in setting notified prices for large business customers in regional Queensland since 2012.<sup>29</sup> Adopting this approach for small customers would improve the cost-reflectivity of the notified prices relative to setting prices based on the costs of supply in south east Queensland. It would also reduce the amount that taxpayers would pay to subsidise electricity prices in regional Queensland. However, it would be inconsistent with the Queensland Government's definition of the UTP for 2017–18, and may result in substantial price increases for customers. For example, based on estimates for 2016–17, the costs of supplying residential customers in Ergon Distribution's east pricing zone, transmission region one are 21 per cent higher than the costs of supplying the customers of the same class in south east Queensland.<sup>30</sup>

A third approach would be to set the notified prices in each of the pricing regions in Ergon Distribution's distribution area at cost-reflective levels. This approach would promote retail competition and remove the need to subsidise regional electricity prices. However, it would be inconsistent with the UTP, as some small standard retail contract customers would, based on their geographic location, pay more for their electricity than small standard retail contract customers of the same class in other areas of Queensland. Cost-reflective prices would also result in substantial price increases, particularly for customers in western Queensland and those supplied by isolated systems. For example, based on estimates for 2016–17, the costs of supplying residential customers in Ergon Distribution's west pricing zone, transmission region one are 118 per cent higher than the costs of supplying the customers of the same class in south east Queensland.<sup>31</sup>

Canegrowers Isis, the Queensland Council of Social Service (QCOSS) and the Queensland Consumers Association supported the approach of basing the notified prices on the costs of supply in south east Queensland. The QCOSS said this would be the only approach that would meet the purpose of regulation of retail electricity prices.<sup>32</sup> The Chamber of Commerce and Industry Queensland (CCIQ) considered that basing the notified prices on the costs of supply in regional Queensland 'would be prohibitively expensive for small business customers'.<sup>33</sup>

#### QCA position

Our final decision is to continue basing notified prices for residential and small business customers on the costs of supply in south east Queensland. We consider this reasonable because

---

<sup>28</sup> As discussed in Section 1.4, the cost of this subsidy was expected to be \$561.2 million in 2016–17.

<sup>29</sup> We started using this approach for large business customers in regional Queensland when retail price regulation for large business customers in south east Queensland was discontinued.

<sup>30</sup> The cost estimates are based on a typical tariff 11 customer.

<sup>31</sup> The cost estimates are based on a typical tariff 11 customer.

<sup>32</sup> QCOSS, Submission on the QCA interim consultation paper, *Regulated retail electricity prices 2017–18*, 7 December 2016, p. 5.

<sup>33</sup> CCIQ, Submission to the QCA draft determination, *Regulated Retail Electricity Prices for 2017–18*, 3 April 2017, p. 2.

*Note: This determination was made under a superseded delegation. The notified prices in this document will not apply.*

it is consistent with the Queensland Government's UTP and it avoids the potentially large price increases associated with the other approaches.

### Benchmark price level

To establish an appropriate benchmark price level for setting notified prices based on the costs of supply in south east Queensland, we have considered the Queensland Government's definition of the UTP that notified prices for small customers in regional Queensland should broadly reflect the expected prices for small customers on standing offers in south east Queensland.<sup>34</sup>

Customers on standing offers are supplied on the standard retail contract under the National Energy Customer Framework (NECF).<sup>35</sup> This contract contains standard terms and conditions. Customers who do not, or cannot, opt for a market contract are supplied by a standing offer by default.

A retailer can also offer market contracts that have different terms and conditions to standard retail contracts (for example, discounts on the bill if the customer pays early or pays by direct debit). Prices under market contracts are generally lower than standing offer prices.

Canegrowers argued for basing notified prices in regional Queensland on the most competitive market offer prices in south east Queensland. CCIQ argued for a price level between the competitive market offer prices and the standing offer prices in south east Queensland.<sup>36</sup>

QCOSS considered that it would not be appropriate in future price determinations for notified prices for small customers in regional Queensland to 'reflect the expected prices for small customers on standing offers in SEQ'. It also noted that 'this is an issue for the Minister to note in drafting the delegation for 2018–19'.<sup>37</sup>

### QCA position

Our final decision is to determine notified prices for small customers in regional Queensland based on expected standing offer prices in south east Queensland. The delegation's covering letter makes it clear that setting prices below expected standing offer prices in south east Queensland (a likely result of the stakeholder suggestions above) would be inconsistent with the UTP. In addition, market contracts generally have different terms and conditions to standard retail contracts, so their prices are not directly comparable.

## 2.2 Large business customers

As noted above, in previous price determinations we have based notified prices for large business customers on the costs of supply in the lowest cost area of regional Queensland (Ergon Distribution's east pricing zone, transmission region one). This approach has encouraged competition in the large business customer market in east pricing zone, transmission region one. It is also consistent with the Queensland Government's definition of the UTP for 2017–18.

---

<sup>34</sup> Covering letter to the delegation (Appendix A).

<sup>35</sup> See Schedule 1, National Energy Retail Rules.

<sup>36</sup> Canegrowers, Submission to the QCA interim consultation paper, *Regulated retail electricity prices 2017–18*, 22 December 2016, p. 1.

CCIQ, Submission to the QCA draft determination, *Regulated retail electricity prices 2017–18*, 3 April 2017, p. 4.

<sup>37</sup> QCOSS, Submission to the QCA draft determination, *Regulated retail electricity prices 2017–18*, 3 April 2017, p. 5.

*Note: This determination was made under a superseded delegation. The notified prices in this document will not apply.*

However, this approach would not reflect the actual costs of supply in all regions, and would still require the Queensland Government to subsidise electricity prices.

Another approach would be to set fully cost-reflective notified prices. This would encourage competition in regional Queensland outside of east pricing zone, transmission region one, and promote long-term efficient use of electricity services in regional Queensland in the large business customer market. However, it would introduce significant price increases for customers, especially customers in western Queensland and those supplied by isolated systems. We also consider this approach inconsistent with the Queensland Government's UTP for 2017–18.

Auctus Resources supported basing notified prices for large business customers on the costs of supply in Ergon Distribution's east pricing zone, transmission region one.<sup>38</sup>

#### **QCA position**

Our final decision is to continue basing the notified prices for large business customers in regional Queensland on the lowest costs of supply in regional Queensland, which is Ergon Distribution's east pricing zone, transmission region one. We have also decided to continue estimating the costs of supply for each retail tariff in accordance with an N+R cost build-up approach. This is consistent with our approach to setting notified prices for residential and small business customers, as discussed above. We consider the effect of our decisions on competition in the large business customer market in more detail in Chapter 6.

---

<sup>38</sup> Auctus Resources, Submission to the QCA interim consultation paper, *Regulated Retail Electricity Prices for 2017–18*, 19 December 2016, p. 2.

*Note: This determination was made under a superseded delegation. The notified prices in this document will not apply.*

## 3 NETWORK COSTS

*A retailer incurs network costs when supplying electricity to its customers. These costs are associated with transporting electricity through the transmission and distribution networks and account for around 42 per cent of the final cost of electricity for small customers.*

*Powerlink, Energex and Ergon Distribution, being regulated monopoly businesses, all earn regulated revenues that are determined by the Australian Energy Regulator (AER). In addition to recovering their own distribution network costs, Energex and Ergon Distribution pass Powerlink's transmission network costs on to customers in network charges approved by the AER.*

*This chapter sets out the QCA's decisions on the network charges used as the basis of notified prices for 2017–18. Our decisions are largely consistent with the 2016–17 price determination. In summary, we have decided to:*

- base the flat rate retail tariffs and controlled load retail tariffs for residential and small business customers (tariffs 11, 20, 31 and 33) on Energex network tariff structures and charges*
- base the seasonal time-of-use retail tariffs for residential and small business customers (tariffs 12A and 22A) on Ergon Distribution network tariff structures and Energex price levels*
- base the seasonal time-of-use demand retail tariffs for residential and small business customers (tariffs 14 and 24) on Ergon Distribution network tariff structures and Energex price levels*
- base the low voltage demand and unmetered supply (excluding street lighting) retail tariffs (tariffs 41 and 91) on Energex network tariff structures and charges*
- base all retail tariffs for large business customers on Ergon Distribution network tariff structures and charges*
- introduce new high voltage retail tariffs for very large business customers, which are based on Ergon Distribution network tariff structures and charges.*

### 3.1 Introduction

A retailer incurs network costs when electricity is supplied to its customers. Network costs are the costs associated with transporting electricity through transmission and distribution networks.

Under the network plus retail (N+R) cost build-up approach that the QCA uses to set notified prices, the network cost component is treated as a pass-through. However, to determine the network cost to be passed through to retail customers, we need to decide:

- (a) the level at which network charges should be set (Energex or Ergon Distribution price level)
- (b) the network tariff structure on which the network cost component should be based (Energex or Ergon Distribution tariff structure).

Network tariff structures can include, for example, combinations of fixed, usage and demand charges. Consistent with our previous price determinations, the network cost components of regulated retail tariffs are based on the network tariff structures and pricing provided by Energex and Ergon Distribution (distributors).

*Note: This determination was made under a superseded delegation. The notified prices in this document will not apply.*

Network tariff structures and charges are established by distributors and approved by the AER. The network cost components for the final determination are based on the network pricing that distributors submitted to the AER. In the event that the final network tariffs approved by the AER differ from those submitted by the distributors, the QCA will consider using a cost pass-through mechanism as part of the 2018–19 price determination, should the QCA be delegated the task of setting notified prices for 2018–19 (see Chapter 6 for more information on this mechanism).

## 3.2 Network tariffs for residential, small business and unmetered supply customers

This section discusses the QCA's approach to setting network cost components of retail tariffs for residential, small business and unmetered supply customers, excluding street lighting customers (see section 3.3 for information on the network cost components for large and very large business as well as street lighting retail tariffs).

For the 2017–18 price determination, the delegation requires that we consider:

- for residential and small business retail tariffs (except tariffs 12A, 14, 22A and 24), basing the network cost component on Energex network charges and tariff structures
- for residential and small business seasonal time-of-use retail tariffs (tariffs 12A and 22A) and time-of-use demand retail tariffs (tariffs 14 and 24), basing the network cost component on Energex network charges, but using the relevant Ergon Distribution network tariff structures.

Adopting the approach proposed in the delegation would be consistent with our approach in the 2016–17 price determination. Under this approach, the network cost components of retail tariffs for small customers<sup>39</sup> would broadly reflect the costs of supplying small customers in south east Queensland and would therefore be consistent with the UTP<sup>40</sup>.

### 3.2.1 Energex or Ergon Distribution network price levels

In determining the network cost components of small customer and unmetered supply<sup>41</sup> retail tariffs, the first issue the QCA must consider is the level at which network cost components should be set (Energex or Ergon Distribution price level).

#### QCA position

As discussed in Chapter 2, the QCA's decision is to base notified prices for residential, small business and unmetered supply (excluding street lighting) customers on the cost of supply in south east Queensland. Consistent with this decision, we will set network cost components to reflect Energex network price levels. Setting network cost components at Energex levels means that small customers in regional Queensland will, generally, pay the same for network services as small customers in south east Queensland.

### 3.2.2 Energex or Ergon Distribution network tariff structures

The second issue the QCA must consider is whether to adopt the network tariff structures of Energex or of Ergon Distribution for small customer and unmetered supply retail tariffs.

---

<sup>39</sup> Residential and small business customers.

<sup>40</sup> For more information on the Queensland Government's UTP, see Chapters 1 and 2.

<sup>41</sup> Unmetered supply retail tariff referred to in this chapter excludes street lighting related services.



*Note: This determination was made under a superseded delegation. The notified prices in this document will not apply.*

Energex and Ergon Distribution offer a variety of network tariffs with different tariff structures for small customers such as flat rate, time-of-use and time-of-use demand tariffs. Flat rate tariffs have a structure where the usage charge rates do not vary with the time and/or level of consumption. In contrast, time-of-use and time-of-use demand tariffs have a structure where the usage and demand charge rates vary with the time of consumption and/or demand.

Key differences between the Energex and Ergon Distribution network tariff structures for small customers include:

- the proportion of costs recovered through fixed charges
- the approach to usage charge rates (for example, flat usage rates versus three-part inclining block tariffs)
- the applicable time-of-use and demand charging periods (for example, different peak and off-peak periods)
- the methodology for calculating demand charges.

See Appendix D for further information on differences between the network tariff structures.

#### Flat rate and controlled load retail tariffs

The delegation directs us to consider adopting Energex network tariff structures for the residential and small business flat rate retail tariffs (tariffs 11 and 20) and controlled load tariffs (tariffs 31 and 33).

Energy Queensland considered that all residential and small business retail tariffs should be based on Ergon Distribution network tariff structures, on the basis that it would be a further step towards improving cost reflectivity.<sup>42</sup> However, this would result in a change of network tariff structure for residential and small business flat retail tariffs and controlled load tariffs, as these tariffs were based on Energex network tariff structure in the 2016–17 price determination.<sup>43</sup> Such a change would also have significant distributional impacts on customers on these tariffs—with lower-usage customers in particular likely to face substantially higher bills.<sup>44</sup>

QCOS<sup>45</sup> and Queensland Consumers Association<sup>46</sup> did not support using the Ergon Distribution inclining block network tariff structure as the basis for the main residential flat rate retail tariff (tariff 11) as they considered that the change in the tariff structure would create confusion and impact adversely on smaller usage customers.

---

<sup>42</sup> Energy Queensland, Submission on the QCA interim consultation paper, *Regulated retail electricity prices for 2017–18*, 7 December 2016.

Energy Queensland, Submission on the QCA draft determination, *Regulated retail electricity prices for 2017–18*, 4 April 2017.

<sup>43</sup> During 2016–17, Energex offered flat rate network tariffs as default tariffs for residential and small business customers and controlled load network tariffs without fixed charges. Energex will continue this approach in 2017–18. In contrast, Ergon Distribution will offer inclining block network tariffs as default tariffs for residential and small business customers and controlled load network tariffs with fixed charges in 2017–18.

<sup>44</sup> See Appendix D for more information on the customer impacts.

<sup>45</sup> Queensland Council of Social Service, Submission on the QCA interim consultation paper, *Regulated retail electricity prices for 2017–18*, 7 December 2016.

<sup>46</sup> Queensland Consumers Association, Submission on the QCA interim consultation paper, *Regulated retail electricity prices for 2017–18*, 7 December 2016.



*Note: This determination was made under a superseded delegation. The notified prices in this document will not apply.*

In its submission on the draft determination, QCOSS reiterated its support for using Energex network tariff structure as the basis for tariff 11.<sup>47</sup> The Chamber of Commerce and Industry Queensland (CCIQ) supported using Energex network tariff structure as the basis for tariff 20.<sup>48</sup>

Moreover, Ergon Distribution has acknowledged that its inclining block network tariffs will, over time, need to be phased out in favour of more cost-reflective network tariffs that better satisfy the pricing principles in the National Electricity Rules (NER).<sup>49</sup> This suggests that there may be some uncertainty about the future of these network tariff structures. The QCA considers it would be preferable to have a higher degree of certainty about the future of Ergon Distribution network tariff structures before making any major changes that would affect nearly all customers in regional Queensland.

Given the reasons above, we have decided to base residential and small business flat retail tariffs and controlled load tariffs on Energex network tariff structures.

#### Time-of-use and time-of-use demand retail tariffs

For residential and small business seasonal time-of-use retail tariffs (tariffs 12A and 22A) and time-of-use demand retail tariffs (tariffs 14 and 24), we have been directed to consider adopting Ergon Distribution network tariff structures.

We consider that using Ergon Distribution network tariff structures for the seasonal time-of-use and time-of-use demand retail tariffs would be more cost-reflective than using Energex network tariff structures.

Furthermore, we consider that it is more important that the seasonal time-of-use and time-of-use demand retail tariffs reflect Ergon Distribution network tariffs structures, as these retail tariffs send signals to customers about the network costs incurred by retailers that arise due to the time and/or level of electricity usage and demand.

As noted by the AER, time-of-use and demand tariffs are generally more cost-reflective than flat rate and inclining block tariffs.<sup>50</sup> The delegation also points out that using Ergon Distribution network tariff structures for seasonal time-of-use and time-of-use demand retail tariffs would enhance the underlying network price signals and therefore encourage customers to reduce usage during peak periods on Ergon Distribution's network. Canegrowers Isis<sup>51</sup> and CCIQ<sup>52</sup> supported using Ergon Distribution network tariff structures and Energex price levels as the basis for setting seasonal time-of-use retail tariffs.

Given these reasons, we have decided to base residential and small business seasonal time-of-use and time-of-use demand retail tariffs on Ergon Distribution network tariff structures.

---

<sup>47</sup> Queensland Council of Social Service, Submission on the QCA draft determination, *Regulated retail electricity prices for 2017–18*, 7 April 2017.

<sup>48</sup> Chamber of Commerce and Industry Queensland, Submission on the QCA draft determination, *2017–18 Regulated retail electricity prices*, 3 April 2017.

<sup>49</sup> Ergon Distribution, *Tariff Structure Statement 2017–18 to 2019–20*, November 2015, p. 36.

<sup>50</sup> AER, *Draft Decision—Tariff Structure Statement Proposal—Energex and Ergon Energy*, August 2016.

<sup>51</sup> Canegrowers Isis, Submission on the QCA interim consultation paper, *Regulated retail electricity prices for 2017–18*, 7 November 2016.

<sup>52</sup> Chamber of Commerce and Industry Queensland, Submission on the QCA draft determination, *2017–18 Regulated retail electricity prices*, 3 April 2017.

*Note: This determination was made under a superseded delegation. The notified prices in this document will not apply.*

### Unmetered supply (excluding street lighting) retail tariff

Consistent with the 2016–17 price determination, we have decided to base retail tariff 91 (unmetered supply) on the relevant Energex network tariff structures.

### Low voltage demand retail tariff

Tariff 41 is a low voltage demand retail tariff available to small business customers in regional Queensland. It has fixed, usage and demand charges and is based on an Energex network tariff (network tariff code: 8300). Ergon Distribution does not have an equivalent network tariff available for small customers.

While Energex designates network tariff 8300 as a large business customer network tariff, it is made available to small business customers on a voluntary basis. In the 2016–17 price determination, we decided to retain tariff 41, on the basis that small business customers in south east Queensland would have access to this Energex network tariff.

For the same reason, we have decided to retain tariff 41 and to continue basing it on the relevant Energex network tariff structure.

### QCA position

The QCA's decision is to use:

- Energex network tariff structures as the basis for setting the network cost components of flat rate, controlled load, unmetered supply and low voltage demand retail tariffs (tariffs 11, 20, 31, 33, 41 and 91)
- Ergon Distribution network tariff structures as the basis for setting the network cost components of seasonal time-of-use and time-of-use demand retail tariffs (tariffs 12A, 22A, 14 and 24).

### 3.2.3 Adjusting network charges towards Energex price levels while retaining Ergon Distribution tariff structures

As discussed, the QCA's decision is to use Ergon Distribution network tariff structures as the basis for setting seasonal time-of-use and time-of-use demand retail tariffs for residential and small business customers, while reducing the network cost components to Energex price levels.

Consistent with the 2016–17 price determination, the QCA has adopted different adjustment approaches for the four tariffs to:

- prevent our adjustments resulting in adjusted network prices being set higher than the levels that may be approved by the AER
- preserve the relativities between different pricing components within a network tariff to the greatest extent possible.

To adjust the network cost components to Energex price levels, we have used the same adjustment approach as in the 2016–17 determination. This involves adjusting:

- the residential seasonal time-of-use retail tariff (tariff 12A) by adopting Ergon Distribution usage cost components and reducing the Ergon Distribution fixed cost component towards Energex price levels. As a result, the overall level of network cost components has been reduced to a level where regional residential customers will, on average, pay the same as they would on a residential flat tariff in south east Queensland.

*Note: This determination was made under a superseded delegation. The notified prices in this document will not apply.*

- the small business seasonal time-of-use retail tariff (tariff 22A) by adopting the Energex fixed cost component and reducing Ergon Distribution usage cost components towards Energex price levels. As a result, the overall level of network cost components has been reduced to a level where regional small business customers will, on average, pay the same as they would on a small business flat tariff in south east Queensland.
- the residential and small business seasonal time-of-use demand tariffs (tariffs 14 and 24) by uniformly decreasing the Ergon Distribution fixed, usage and demand cost components towards Energex price levels. As a result, the overall level of network cost components has been reduced to a level where regional residential or small business customers will, on average, pay the same as they would on a residential or small business flat tariff respectively in south east Queensland.

Appendix D provides more information on the adjustment approaches.

#### QCA position

The QCA's decision is to adjust:

- the residential seasonal time-of-use retail tariff (tariff 12A) by adopting Ergon Distribution usage cost components and reducing the Ergon Distribution fixed cost component towards Energex price levels
- the small business seasonal time-of-use retail tariff (tariff 22A) by adopting the Energex fixed cost component and reducing Ergon Distribution usage cost components towards Energex price levels
- the residential and small business seasonal time-of-use demand tariffs (tariffs 14 and 24) by uniformly decreasing the Ergon Distribution fixed, usage and demand cost components towards Energex price levels.

#### 3.2.4 Network cost components for 2017–18

The QCA's decision is to base regulated retail tariffs for residential, small business and unmetered supply customers on:

- Energex network tariff structures and cost components for retail tariffs 11, 20, 31, 33, 41 and 91
- Ergon Distribution network tariff structures and adjusted cost components for retail tariffs 12A, 22A, 14 and 24. To maintain consistency with the UTP, the level of network cost components has been adjusted to a level where regional customers will, on average, pay the same as they would pay on flat rate tariffs in south east Queensland.

Our decision on the network tariff structures and charges to apply to each retail tariff are presented in the following tables.

*Note: This determination was made under a superseded delegation. The notified prices in this document will not apply.*

**Table 1 Energex network charges for 2017–18 for retail tariffs 11, 20, 31, 33, 41 and 91 (GST exclusive)**

<i>Retail tariff</i>	<i>Energex network tariff code</i>	<i>Fixed charge<sup>a</sup> c/day</i>	<i>Usage charge c/kWh</i>	<i>Demand charge \$/kW/month</i>
Tariff 11—Residential (flat rate)	8400	48.021	10.248	
Tariff 20—Business (flat rate)	8500	64.845	11.587	
Tariff 31—Night rate (super economy)	9000		6.015	
Tariff 33—Controlled supply (economy)	9100		8.535	
Tariff 41—Low voltage (demand) <sup>b</sup>	8300	475.285	1.411	22.130
Tariff 91— Unmetered	9600		9.143	

*a* Charged per metering point.

*b* The kVA equivalent demand charge for tariff 41 is \$19.979/kVA/month. A conversion factor of 0.9028 has been used, as advised by Energex.

**Table 2 Calculated network charges for 2017–18 for retail tariffs 12A, 14, 22A and 24 (GST exclusive)**

<i>Retail tariff</i>	<i>Fixed charge<sup>a</sup> c/day</i>	<i>Usage charge (peak) c/kWh</i>	<i>Usage charge (off-peak or flat) c/kWh</i>	<i>Demand charge (peak) \$/kW/month</i>	<i>Demand charge (off-peak) \$/kW/month</i>
Tariff 12A—Residential (time-of-use)	52.576	40.273	5.979		
Tariff 22A—Business (time-of-use)	64.845	37.391	8.220		
Tariff 14—Residential (time-of-use demand)	17.751		2.583	55.001	8.298
Tariff 24—Business (time-of-use demand)	22.147		3.853	85.276	9.003

*a* Charged per metering point.

### 3.3 Network tariffs for large business, very large business and street lighting customers

For the 2016–17 price determination, the QCA based retail tariffs for large<sup>53</sup> and very large<sup>54</sup> business customers as well as street lighting customers on the network tariffs and charges applicable in Ergon Distribution’s east pricing zone, transmission region one. We have decided to continue with this approach for 2017–18, as it is consistent with our decision, discussed in

<sup>53</sup> Large business customers are Standard Asset Customers (SACs) (Large), typically consuming more than 100 MWh but less than 4 GWh per annum.

<sup>54</sup> Very large business customers consist of Connection Asset Customers (CACs), typically consuming more than 4 GWh but less than 40 GWh per annum and Individually Calculated Customers (ICCs), typically consuming more than 40 GWh per annum.

*Note: This determination was made under a superseded delegation. The notified prices in this document will not apply.*

Chapter 2, to set notified prices for these customers based on the lowest costs of supply in regional Queensland.

Energy Queensland<sup>55</sup> and Auctus Resources<sup>56</sup> supported maintaining this approach for 2017–18.

### 3.3.1 High voltage retail tariffs—tariffs 47 and 48

In its submission on the 2016–17 price determination, Ergon Distribution requested that the QCA consider using different network tariff(s) as the basis for setting tariff 48 and restricting access to tariff 47 to existing customers. Ergon Distribution proposed these changes because it intended to discontinue its Standard Asset Customer—Large, Demand High Voltage (SAC–L HV) network tariff, which underpins tariffs 47 and 48, in 2017–18. Tariff 47 can be accessed by large business customers, while tariff 48 is available to very large business customers (Connection Asset Customers (CACs) and Individually Calculated Customers (ICCs)).

However, we considered that any changes to tariffs 47 and 48 should be subject to more extensive consultation, given the potentially significant adverse impacts on some customers. On that basis, we decided to leave tariffs 47 and 48 unchanged then as these changes were not canvassed in the 2016–17 interim consultation paper.

As Ergon Distribution has advised that it still intends to discontinue the SAC–L HV network tariff, this issue was canvassed as part of the interim consultation paper for the 2017–18 price determination. Given the cessation of this network tariff, the QCA has decided to close tariffs 47 and 48 to new customers and implement transitional arrangements for existing customers on these tariffs (see Chapter 7 for more information on these arrangements).<sup>57</sup>

In light of this decision, we need to ensure that alternative retail tariffs are available. While large business customers will have access to alternative standard tariffs such as tariffs 44, 45, 46 and 50, there are no alternative tariffs for very large business customers. This section explains our proposal to set new high voltage retail tariffs for very large business customers.

#### Connection Asset Customer network tariffs

Prior to July 2015, each of the 177 CAC customers was priced individually on the network level (with varying rates and tariff structures) to take into account their relative share of asset use and the assets built for their specific connection.<sup>58</sup> To set notified prices based on Ergon Distribution individually priced CAC network tariffs would have required us to establish 177 different retail tariffs under the N+R cost build-up approach. As such, in previous determinations, we have decided against setting retail tariffs for CACs based on individually priced CAC network tariffs, instead setting a single retail tariff based on the SAC–L HV network tariff.

---

<sup>55</sup> Energy Queensland, Submission on the QCA interim consultation paper, *Regulated retail electricity prices for 2017–18*, 7 December 2016.

<sup>56</sup> Auctus Resources, Submission on the QCA interim consultation paper, *Regulated retail electricity prices for 2017–18*, 6 December 2016.

<sup>57</sup> We have decided to classify tariffs 47 and 48 as obsolete, which means closing them to new customers. Existing customers would be able to remain on these tariffs during the transitional period. However, if an existing customer switched to a different retail tariff, they would not be able to switch back to tariffs 47 or 48. See Chapter 7 for more information on these arrangements.

<sup>58</sup> Ergon Energy, *Questions and Answers—For customers using MORE than 4GWh a year*, March 2015, at [https://www.ergon.com.au/\\_\\_data/assets/pdf\\_file/0004/261364/QA-for-customers-using-MORE-than-4GWh.pdf](https://www.ergon.com.au/__data/assets/pdf_file/0004/261364/QA-for-customers-using-MORE-than-4GWh.pdf).

*Note: This determination was made under a superseded delegation. The notified prices in this document will not apply.*

As part of its network tariff reform process, Ergon Distribution has standardised the network tariffs applicable to CACs into four CAC standard tariffs and three CAC seasonal time-of-use demand (STOUD) tariffs. The accessibility of these network tariffs is determined by the customer's connection voltage.

The four CAC standard network tariffs have six charging components:<sup>59</sup>

- an actual demand charge (\$/kVA/month), which applies to the customer's actual kVA monthly maximum demand
- an excess reactive power charge (\$/excess kVAr/month), which applies to the kVAr used by a customer that exceeds the customer's permissible quantity<sup>60</sup>
- a capacity charge (\$/kVA of Authorised Demand/month), which applies to the customer's individual kVA authorised demand or, if there is no authorised demand, the annual maximum demand in the previous full pricing period prior to the setting of prices
- a fixed charge (\$/day)
- a connection unit charge (\$/day/connection unit)
- an any time energy charge (\$/kWh of total energy consumed).

The three CAC STOUD network tariffs have seven charging components:<sup>61</sup>

- a peak demand charge (\$/kVA/month), which applies to the customer's maximum kVA demand recorded between 10am to 8pm during summer<sup>62</sup> weekdays
- an excess reactive power charge (\$/excess kVAr/month), applies to the kVAr used by a customer that exceeds the customer's permissible quantity<sup>63</sup>
- a capacity charge (\$/kVA of Authorised Demand/month), which applies to the greater of either the customer's authorised demand or the actual monthly half hour maximum demand<sup>64</sup>
- a fixed charge (\$/day)
- a connection unit charge (\$/day/connection unit)
- peak energy charge (\$/kWh of energy consumed), which applies to the total energy consumed during summer months<sup>65</sup>

---

<sup>59</sup> The network charging components consist of both the distribution use of system charges and transmission use of system charges.

<sup>60</sup> A customer's permissible kVAr quantity is determined by the customer's authorised demand and the National Electricity Rules compliant power factor.

<sup>61</sup> The network charging components consist of both the distribution use of system charges and transmission use of system charges.

<sup>62</sup> Summer months are December, January and February.

<sup>63</sup> A customer's permissible kVAr quantity is determined by the customer's authorised demand and the National Electricity Rules compliant power factor.

<sup>64</sup> The monthly actual maximum demand is measured all year excluding summer peak demand window times (i.e. 10 am to 8 pm during summer weekdays).

<sup>65</sup> Summer months are December, January and February.

*Note: This determination was made under a superseded delegation. The notified prices in this document will not apply.*

- off-peak energy charge (\$/kWh of energy consumed), which applies to the total energy consumed during non-summer months.<sup>66</sup>

More information on Ergon Distribution network tariffs is available on its website at <https://www.ergon.com.au/network/network-management>.

### Considerations

Ergon Distribution has proposed the introduction of new high voltage retail tariffs for CACs underpinned by its CAC network tariffs on the basis that this would improve cost reflectivity by passing through the relevant network price signals.

In its submission on the interim consultation paper, Energy Queensland reiterated its support for the introduction of new retail tariffs for CACs underpinned by Ergon Distribution CAC network tariffs.<sup>67</sup>

The standardisation of CAC network tariffs has made it feasible for the QCA to consider basing high voltage retail tariffs on Ergon Distribution CAC network tariffs. We consider this would improve cost reflectivity relative to retail tariff 48. Given this, and consistent with the N+R approach, we have decided to introduce seven new CAC retail tariffs, underpinned by the relevant CAC network tariffs.

As the QCA has decided to close tariff 48 to new CACs and ICCs, we also need to consider introducing a new retail tariff for ICCs. At this stage, network tariffs available to ICCs have a standardised tariff structure but the rates are calculated on an individual basis to reflect the specific supply requirements of a site's load requirements. We consider the approach of setting notified prices based on the individually priced ICC network tariffs infeasible, as it will require us to set individually priced retail tariffs for ICCs.

Ergon Distribution advised that among the standardised network tariffs available to very large business customers, its CAC standard network tariff HVL (High Voltage Line–22/11kV Line) is the most suitable base for an ICC retail tariff as it is closest to cost reflectivity for ICCs on a network level. Energy Queensland supported the establishment of a new retail tariff for ICCs based on the Ergon Distribution CAC standard network tariff HVL.<sup>68</sup>

Given this advice, the QCA has decided to introduce a new ICC retail tariff underpinned by Ergon Distribution CAC standard network tariff HVL, on the basis that it improves cost reflectivity relative to retail tariff 48.

### QCA position

The QCA's decision is to:

- introduce seven high voltage retail tariffs for CACs, underpinned by Ergon Distribution CAC standard network tariffs and CAC STOUD network tariffs
- introduce one high voltage retail tariff for ICCs, underpinned by the Ergon Distribution CAC standard network tariff HVL.

---

<sup>66</sup> Non-summer months are March to November.

<sup>67</sup> Energy Queensland, Submission on the QCA interim consultation paper, *Regulated retail electricity prices for 2017–18*, 7 December 2016.

<sup>68</sup> Energy Queensland, Submission on the QCA interim consultation paper, *Regulated retail electricity prices for 2017–18*, 7 December 2016.

*Note: This determination was made under a superseded delegation. The notified prices in this document will not apply.*

### 3.3.2 Network cost components for 2017–18

The QCA's decision is to continue to base retail tariffs for large business customers and street lighting customers on the network tariffs applying to Ergon Distribution's east pricing zone, transmission region one. We have also decided to introduce new high voltage retail tariffs for very large business customers, which are based on Ergon Distribution CAC network tariffs applying to east pricing zone, transmission region one.

Our decision on the network tariff structures and charges to apply to each retail tariff is presented in the following tables.



*Note: This determination was made under a superseded delegation. The notified prices in this document will not apply.*

**Table 3 Ergon Distribution network charges for 2017–18 large business and street lighting customer retail tariffs (GST exclusive)**

<i>Retail tariff</i>	<i>Ergon Distribution network tariff code</i>	<i>Fixed charge<sup>a</sup></i> <i>c/day</i>	<i>Usage charge (peak)</i> <i>c/kWh</i>	<i>Usage charge (off-peak/flat)</i> <i>c/kWh</i>	<i>Demand charge (peak)</i> <i>\$/kW/month</i>	<i>Demand charge (off-peak/ flat)</i> <i>\$/kW/month</i>
Tariff 44—over 100 MWh small (demand)	EDSTT1	4304.700		1.451		33.915
Tariff 45—over 100 MWh medium (demand)	EDMTT1	14333.200		1.451		25.552
Tariff 46—over 100 MWh large (demand)	EDLTT1	37575.100		1.432		20.915
Tariff 50—seasonal time-of-use (demand)	ESTOUDCT1	3477.600	1.051	3.551	57.155	10.415
Tariff 71—street lighting <sup>b</sup>	EVUT1	0.500		16.819		

*a Charged per metering point.*

*b The fixed charge for street lighting applies to each lamp.*

*Note: This determination was made under a superseded delegation. The notified prices in this document will not apply.*

**Table 4 Ergon Distribution network charges for 2017–18 very large business customer retail tariffs (GST exclusive)**

Retail tariff	Ergon Distribution network tariff code	Fixed charge	Usage charge (peak)	Usage charge (off-peak or flat)	Connection unit charge	Capacity charge (off-peak/flat)	Demand charge (peak/flat)	Excess reactive power charge
		c/day	c/kWh	c/kWh	\$/day/unit	\$/kVA of authorised demand/month	\$/kVA/month	\$/excess/kVA/month
Tariff 51A—over 4 GWh high voltage (CAC 66kV)	EC66T1	23490.300		1.574	9.451	4.234	2.500	4.000
Tariff 51B—over 4 GWh high voltage (CAC 33kV)	EC33T1	16990.300		1.574	9.451	5.058	2.500	4.000
Tariff 51C—over 4 GWh high voltage (CAC 22/11kV Bus)	EC22BT1	15590.300		1.578	9.451	5.815	3.100	4.000
Tariff 51D—over 4 GWh high voltage (CAC 22/11kV Line)	EC22LT1	14790.300		1.593	9.451	11.315	6.200	4.000
Tariff 52A—over 4 GWh high voltage (CAC STOUD 33/66kV)	EC66TOUT1	11490.300	1.074	1.474	9.451	6.715	11.000	4.000
Tariff 52B—over 4 GWh high voltage (CAC STOUD 22/11kV Bus)	EC22BTOUT1	11490.300	1.078	1.478	9.451	4.715	39.600	4.000
Tariff 52C—over 4 GWh high voltage (CAC STOUD 22/11kV Line)	EC22LTOUT1	11490.300	1.093	1.493	9.451	8.715	72.333	4.000
Tariff 53—over 40 GWh high voltage (ICC) <sup>a</sup>	EC22LT1	14790.300		1.593		11.315	6.200	4.000

<sup>a</sup> Ergon Distribution advised that ICCs do not incur connection unit charges on a network level.

*Note: This determination was made under a superseded delegation. The notified prices in this document will not apply.*

## 4 ENERGY COSTS

*A retailer incurs energy costs when purchasing electricity to meet the electricity demand of its customers. Energy costs can be split into three general categories:*

- (1) wholesale energy costs*
- (2) other energy costs*
- (3) energy losses.*

*As with previous price determinations, the QCA has determined energy costs based on advice from ACIL Allen, its consultant. ACIL Allen has estimated that energy costs will increase for all customers in 2017–18, with increases driven primarily by higher wholesale energy costs.*

*An overview of how each energy cost component was calculated is provided below. A more detailed explanation appears in ACIL Allen's 2017–18 final report.<sup>69</sup>*

### 4.1 Wholesale energy costs

A retailer incurs wholesale energy costs when purchasing electricity from the National Electricity Market (NEM) to meet the electricity demand of its customers. The NEM is a volatile market where prices are settled every half an hour and can range from –\$1000 per megawatt hour (MWh) to \$14,000 per MWh.<sup>70</sup> Retailers can, and do, adopt a range of strategies to reduce price volatility risk, including:

- pursuing a 'hedging strategy' by purchasing financial derivatives such as futures, swaps and options
- entering long-term power purchase agreements with generators
- investing in their own electricity generators.

For the 2016–17 price determination, ACIL Allen estimated wholesale energy costs for customers on notified prices using a hedging strategy approach. The QCA considered that ACIL Allen's approach was transparent and best reflected the actual costs retailers incur when purchasing electricity from the NEM. Hedging based strategies have also been adopted by other Australian regulators and endorsed by the Australian Energy Market Commission (AEMC) in its 2013 advice on best practice retail regulation, produced for the Standing Council on Energy and Resources.<sup>71</sup>

In their submissions to the QCA, the Queensland Consumers Association<sup>72</sup> and QCOSS<sup>73</sup> supported the use of the same hedging strategy methodology used to estimate energy costs for the 2016–17 price determination. Energy Queensland supported a market based approach but

<sup>69</sup> See <http://www.qca.org.au/Electricity/Regional-consumers/Reg-Electricity-Prices>.

<sup>70</sup> The minimum spot price is defined in clause 3.9.6(b) of the National Electricity Rules. The market price cap is published by the AEMC every February and is effective from 1 July. The cap to commence 1 July 2017 is \$14,200. For more information, see [www.aemc.gov.au](http://www.aemc.gov.au).

<sup>71</sup> AEMC, *Advice on best practice retail price methodology*, final report, 27 September 2013.

<sup>72</sup> Queensland Consumers Association, Submission on the QCA interim consultation paper, *Regulated electricity prices for 2017–18*, 7 December 2016.

<sup>73</sup> QCOSS, Submission on the QCA draft determination, *Regulated electricity prices for 2017–18*, 3 April 2017.

*Note: This determination was made under a superseded delegation. The notified prices in this document will not apply.*

raised some concerns regarding the data used to determine energy costs<sup>74</sup>. Canegrowers Isis was concerned that electricity prices were too high, and considered that the energy cost structure should be challenged, as 'ultimately such a system will lead to a failure of the network'.<sup>75</sup> Canegrowers recommended that the QCA use Ergon's net system load profile (NSLP<sup>76</sup>) to determine wholesale energy costs rather than Energex's NSLP.<sup>77</sup>

In its final report on estimated energy costs for 2017–18 (2017–18 final report), ACIL Allen has continued to estimate wholesale energy costs using a hedging strategy approach. This is consistent with its approach in previous years. ACIL Allen has also provided a detailed explanation of its calculation of wholesale energy costs in chapter 4 of its 2017–18 final report and has addressed in chapter 3 the issues raised in submissions.

As set out in its 2017–18 final report, ACIL Allen has estimated that wholesale energy costs will increase for all retail tariffs in 2017–18 compared with 2016–17. The increase reflects the projected continuation of the increase in gas prices for gas-fired generation and the continued tightening of the supply–demand balance in the NEM due to:

- increased demand from in-field gas compression associated with the liquefied natural gas (LNG) export facilities in Queensland
- the closure of Hazelwood Power Station in 2017 and the continued operation of the Portland aluminium smelter in Victoria
- little new renewable energy capacity entering the market in 2017–18—particularly in Queensland.<sup>78</sup>

ACIL Allen also advised that its wholesale electricity market modelling aligned with the market's expectations of price outcomes in 2017–18. Compared with the QCA's 2016–17 price determination, futures contract prices for 2017–18 on a trade-weighted basis have increased by around:<sup>79</sup>

- \$16.55 per MWh for base contracts
- \$27.67 per MWh for peak contracts
- \$3.26 per MWh for cap contracts.

Figure 8 illustrates the movement in annual trade-weighted quarterly hedging contract prices since the 2013–14 price determination.

---

<sup>74</sup> Energy Queensland, Submission on the QCA draft determination, *Regulated electricity prices for 2017–18*, 4 April 2017.

<sup>75</sup> Canegrowers Isis, Submission on the QCA interim consultation paper, *Regulated electricity prices for 2017–18*, 7 December 2016.

<sup>76</sup> For more information on NSLPs, see <http://www.aemc.gov.au/getattachment/5615bb69-f5b5-4afe-bc49-6c1a7ea89727/Net-system-load-profile-2012.aspx>.

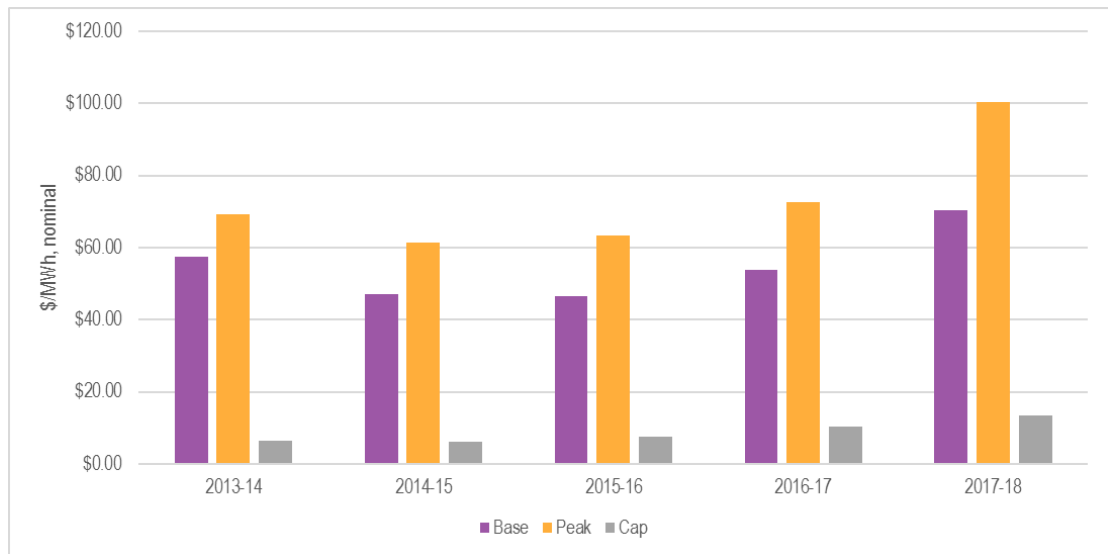
<sup>77</sup> Canegrowers, Submission on the QCA draft determination, *Regulated electricity prices for 2017–18*, 3 April 2017.

<sup>78</sup> While a number of new renewable energy projects are planned or under construction, only a limited amount of new renewable generation will be fully operational in 2017–18, with a number of renewable energy projects likely to commence operation towards the end of, or after, the 2017–18 financial year in mid-2018.

<sup>79</sup> Based on contracts traded from 15 August 2014 until 3 April 2017.

*Note: This determination was made under a superseded delegation. The notified prices in this document will not apply.*

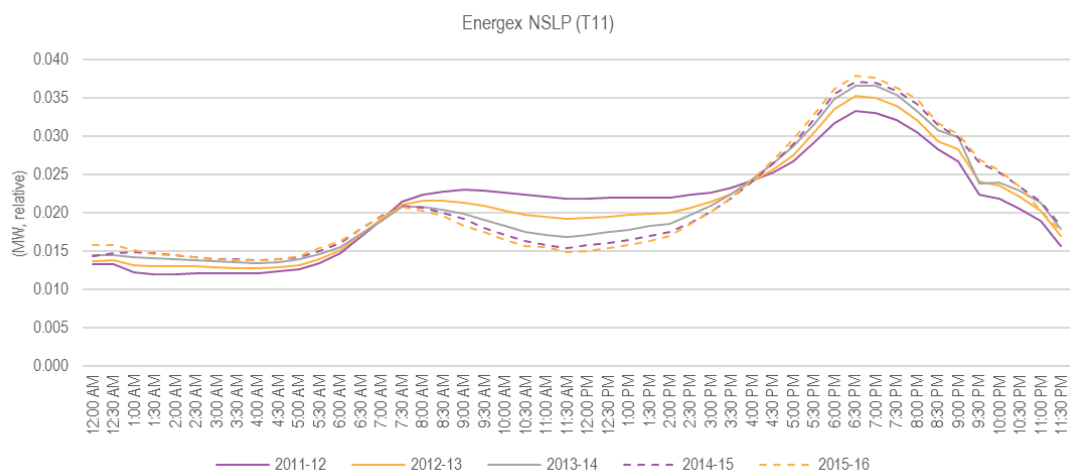
**Figure 8 Annualised quarterly electricity hedging contract prices (\$/MWh), 2017–18 final determination and previous final determinations**



Source: ACIL Allen, *Estimated Energy Costs for 2017–18*, 9 May 2017, p. 13.

Over the past few years, the Energex NSLP has become peakier due to increased solar generation reducing daytime demand but having no effect on the evening peak demand.<sup>80</sup> Figure 9 shows how the NSLP has become peakier over time.

**Figure 9 Energex NSLP**



*Note: The term 'relative MW' means the load for each year has been scaled so it sums to one. This removes differences in absolute size over time.*

Source: ACIL Allen, *Estimated Energy Costs for 2017–18*, 9 May 2017, p. 11.

The Energex NSLP has a higher weighting towards the peak periods and, consequently, the highest wholesale energy costs of the profiles analysed in Queensland. The Ergon NSLP is less peaky than the Energex NSLP and therefore has lower wholesale energy costs.

ACIL Allen estimated that wholesale energy costs in 2017–18 will therefore increase as follows:

<sup>80</sup> Peak demand generally occurs between 6.30 pm and 8.30 pm.

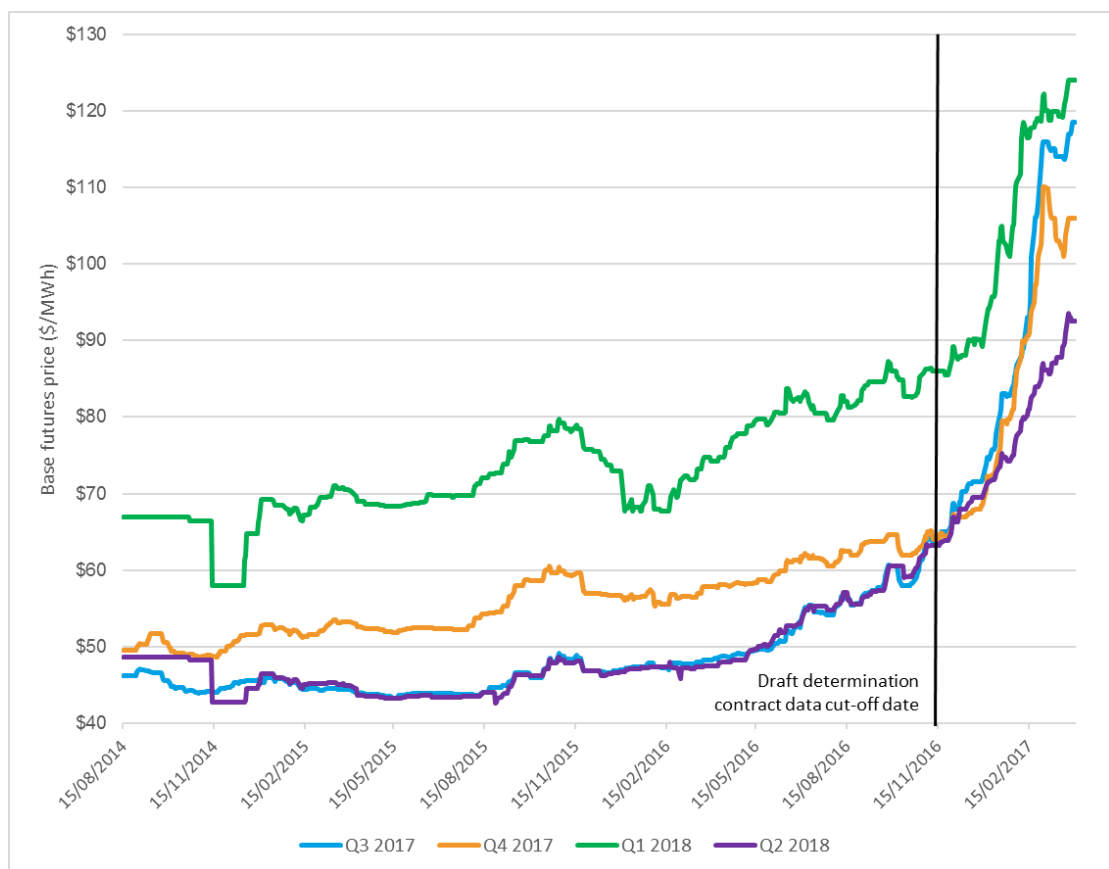
*Note: This determination was made under a superseded delegation. The notified prices in this document will not apply.*

- The Energex NSLP will increase by 36.9 per cent to \$103.11 per MWh.
- The Ergon NSLP will increase by 41.2 per cent to \$92.75 per MWh.
- The Energex controlled loads (tariffs 33 and 31) will increase by 34.2 per cent to \$75.38 and \$56.76 per MWh respectively.

These costs are significantly higher than the estimates in the draft determination. These increases have been driven by a substantial increase in the cost of base, peak and cap futures contracts.

Contract prices in the draft determination were calculated using data up until 12 November 2016. Between that date and the data cut-off date for ACIL Allen's final report (3 April 2017), contract prices have increased significantly. This can be seen in Figure 10, which shows the ASX quarterly base electricity futures prices for Queensland.<sup>81</sup>

**Figure 10 ASX quarterly base electricity futures prices for Queensland (Q3 2017 – Q2 2018)**



Source: ASX, <https://www.asxenergy.com.au/data>, data retrieved on 18 April 2017.

Generally, the purchase of hedging contracts enables retailers to lock in a price, or a maximum price (in the case of caps) at which electricity will be exchanged at a future date. Therefore, contract prices incorporate market participants' expectations of future spot prices. The recent movements in contract prices indicate that since the draft determination market participants have revised their expectations of future electricity prices substantially. Market participants are now expecting that spot prices for 2017–18 will be substantially higher than previously expected at the time of ACIL Allen's draft contract data cut-off date.

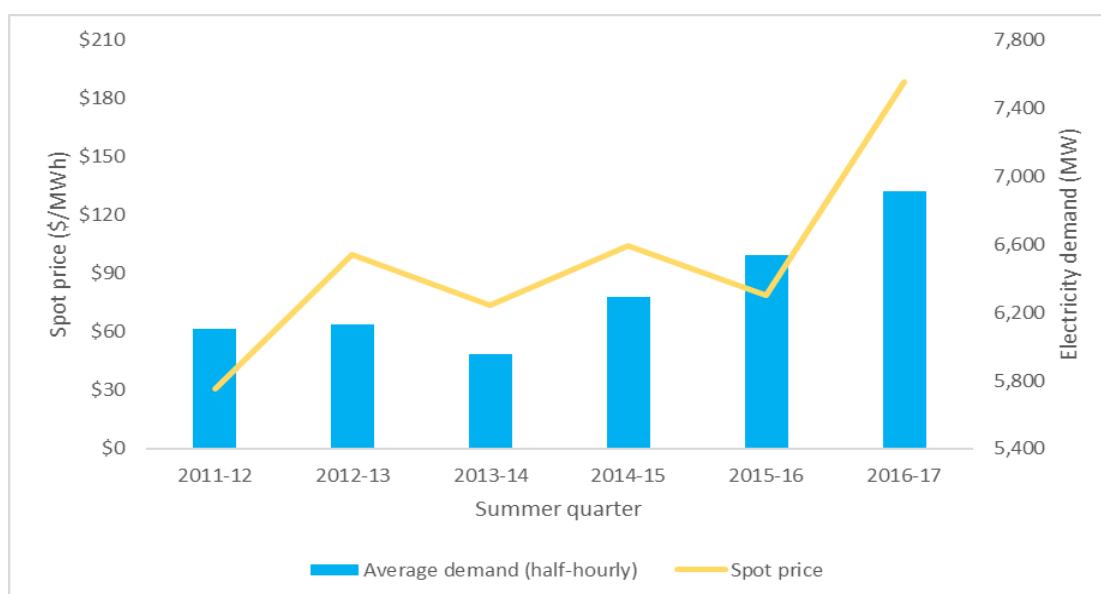
<sup>81</sup> Base futures are the exchange-based hedging instrument most commonly used by retailers.

*Note: This determination was made under a superseded delegation. The notified prices in this document will not apply.*

Actual and anticipated changes in the supply–demand balance may have caused price expectations to change. Two key supply–demand balance changes occurred just prior to or shortly after ACIL Allen's draft report data cut-off date, the first of these changes being the announced closure of the Hazelwood Power Station, just over a week prior to the data cut-off date. As this announcement occurred so close to the cut-off date, the impacts of the closure may not have been fully incorporated into contract prices at the data cut-off date. The second key change was the announcement on 19 January 2017 that the Portland aluminium smelter would remain open. This outcome was not generally expected, with many market participants having factored in the closure of the smelter in 2017. While Hazelwood and Portland are both located in Victoria, given their operational sizes, the impact of the changes is sufficient to have had an effect on contract prices across the NEM.

The 2016–17 summer weather conditions have also potentially caused market participants to revise their price and demand expectations for 2017–18. Queensland's summer in 2016–17 saw a record number of consecutive days over 30 degrees Celsius. This is likely to have contributed to a higher level of electricity demand and higher spot prices relative to those in past years (see Figure 11). Spot price outcomes in Queensland were also far more volatile, with a far greater number of significant high spot price events in the summer of 2016–17 (see Figure 12).<sup>82</sup> Demand and spot price outcomes in 2016–17 are relevant, as they are likely to be incorporated into market participants' expectations of these variables for 2017–18. It is important to note that spot prices are the prices that retailers purchase electricity at if they are not sufficiently hedged. Consequently, the recent higher and more volatile spot prices, coupled with robust demand for electricity during the 2016–17 summer period, are likely to have contributed to higher contract prices, particularly for the first quarter of 2018.

**Figure 11 Queensland average demand weighted electricity spot price and electricity demand during summer: 2011–12 to 2016–17**



*Note: All figures are the average of half-hourly data over summer months (December, January and February) for each year.*

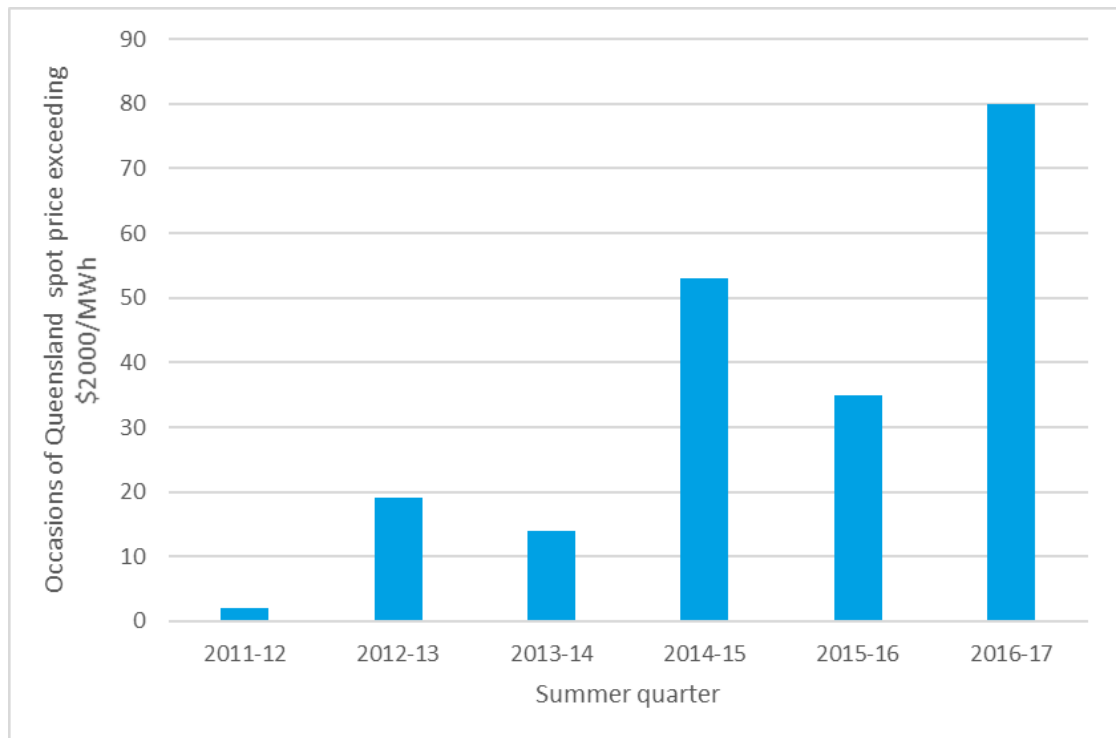
*Source: AEMO,*

<sup>82</sup> A significant high spot price event refers to a half-hour interval where the spot price exceeds \$2000/MWh.

*Note: This determination was made under a superseded delegation. The notified prices in this document will not apply.*

<http://www.aemo.com.au/Electricity/National-Electricity-Market-NEM/Data-dashboard#aggregated-data>, data retrieved on 16 March 2017

**Figure 12 Frequency of significant high Queensland spot price events during summer, 2011–12 to 2016–17**



Source: AEMO,

<http://www.aemo.com.au/Electricity/National-Electricity-Market-NEM/Data-dashboard#aggregated-data>, data retrieved on 9 March 2017.

As ACIL Allen uses a trade-weighted approach to calculate contract prices, both price movements and the volume of contracts traded are important. Figure 13 shows the volume of 2017–18 Queensland quarterly base electricity contracts traded between 15 August 2014 and 3 April 2017.<sup>83</sup> As with previous determinations, there has been a substantial increase in the volume of contracts traded between the contract data cut-off dates of the draft determination and the final determination, with 40.2 per cent of total trade occurring after the draft determination data cut-off date. Consequently, prices after 12 November 2016 have impacted significantly on the forecast contract prices that underpin ACIL Allen's wholesale energy cost estimates.<sup>84</sup>

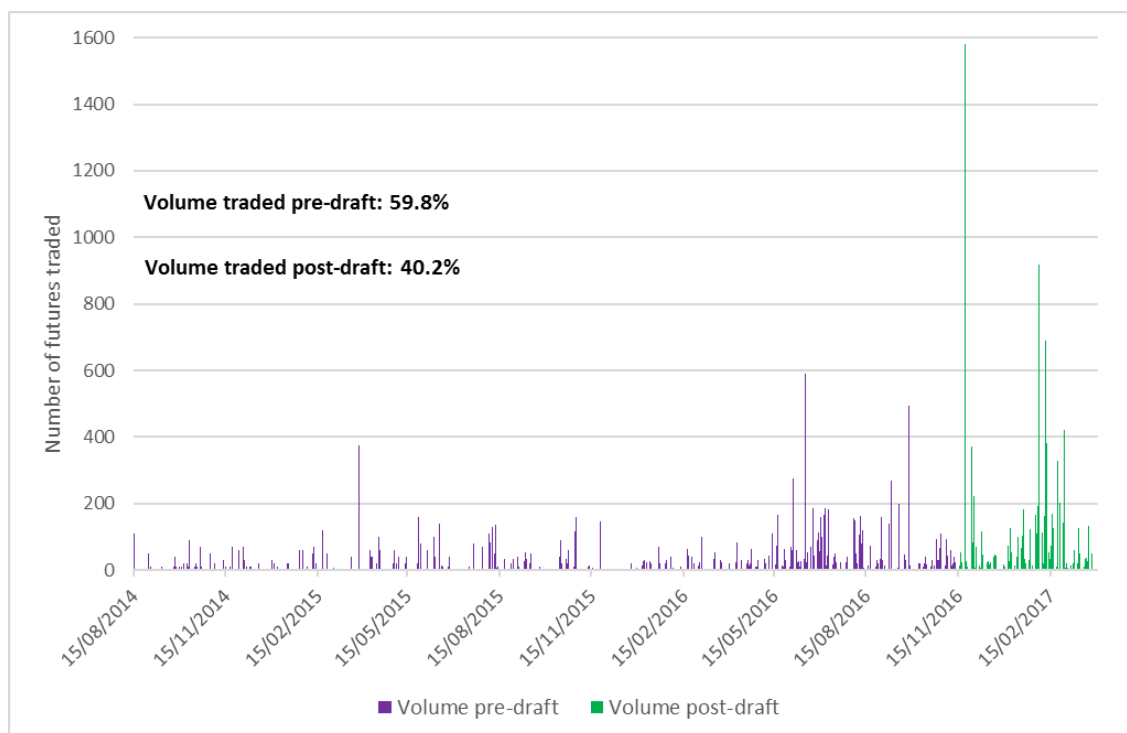
<sup>83</sup> ACIL Allen's contract pricing methodology considers all contracts that are traded for the pricing year. The first contract for the 2017–18 pricing year was traded on 15 August 2014. ACIL Allen has used contract data up until 3 April 2017 to include data from the first quarter of 2017.

<sup>84</sup> Peak and cap contracts also experienced similar trends in both prices and volumes traded.



*Note: This determination was made under a superseded delegation. The notified prices in this document will not apply.*

**Figure 13 ASX quarterly base electricity futures—volume traded for Queensland, 2017–18 pricing year**



*Note: Volume pre-draft refers to the period from 15 August 2014 to 12 November 2016. Volume post-draft refers to the period from 13 November 2016 to 3 April 2017.*

*Source: ASX, <https://www.asxenergy.com.au/data>. Data retrieved on 18/4/2017.*

#### QCA position

The QCA considers that ACIL Allen's hedging methodology adequately takes into account the issues raised in submissions and is likely to produce reliable estimates that reflect the efficient costs of supply. Maintaining an approach for 2017–18 that is consistent with the approach used in previous years will also provide certainty to stakeholders.

The QCA's decision is to accept ACIL Allen's advice on this matter and its final wholesale energy cost estimates, which are outlined in Table 5.

Consistent with the UTP<sup>85</sup>, the QCA has used the Energex NSLP wholesale energy costs estimate for residential, small business and unmetered supply (excluding street lighting) customers.

**Table 5 Estimated wholesale energy costs at the Queensland regional reference node for 2017–18**

Settlement class	Retail tariff	Wholesale energy cost		
		Change from 2016–17		
		\$/MWh	%	\$
Energex NSLP & unmetered supply	11, 12A, 14, 20, 22A, 24, 41, 91	\$103.11	36.9%	\$27.79
Energex Controlled Load 9000	31	\$56.76	34.2%	\$14.45

<sup>85</sup> See Chapters 1 and 2 for further detail.

*Note: This determination was made under a superseded delegation. The notified prices in this document will not apply.*

Settlement class	Retail tariff	Wholesale energy cost	Change from 2016–17	
		\$/MWh	%	\$
Energex Controlled Load 9100	33	\$75.38	34.2%	\$19.23
Ergon Energy NSLP—small, medium, large (SAC) demand & streetlights	44, 45, 46, 50, 71	\$92.75	41.2%	\$27.06
Ergon Energy NSLP—high voltage demand & customers over 4 GWh (SAC HV, CAC & ICC)	51A, 51B, 51C, 51D, 52A, 52B, 52C, 53	\$92.75	41.2%	\$27.06

Source: ACIL Allen, *Estimated energy costs for 2017–18*, 9 May 2017, p. 24.

## 4.2 Other energy costs

In addition to wholesale energy costs, the QCA must account for the other energy costs that a retailer incurs when it purchases energy from the NEM, which are:

- Renewable Energy Target (RET) costs
- NEM participation fees and ancillary services charges
- prudential capital costs.

### 4.2.1 Renewable Energy Target costs

The RET scheme, comprised of the Large-scale Renewable Energy Target (LRET) and Small-scale Renewable Energy Scheme (SRES), provides incentives for the electricity sector to increase generation from renewable sources and reduce greenhouse gas emissions. The costs of these incentives are paid by retailers through the purchase of Large-scale Generation Certificates (LGCs) and Small-scale Technology Certificates (STCs).

#### LRET costs

The LRET sets annual targets for the amount of electricity that must be sourced from large-scale renewable energy projects like wind farms, with an ultimate target of generating 33,000 gigawatt hours (GWh) of electricity from large-scale renewable sources.<sup>86</sup> Retailers must purchase a set number of LGCs according to the amount of electricity they have sold to customers in the calendar year.

For the QCA's 2016–17 price determination, ACIL Allen estimated LRET costs using a market-based approach. This approach based LGC prices on forward prices for certificates published by the Australian Financial Markets Association (AFMA). ACIL Allen used the 2016 renewable power percentage (RPP) for the first half of the pricing period and the latest published 2017 LRET target for the second half of the pricing period.

In its submissions, Energy Queensland supported calculating LRET costs using a market-based approach, but noted that the AMFA stopped publishing its forward-looking market LGC prices in September 2016. QCOSS supported the use of the same methodology as for the 2016–17 price determination.

<sup>86</sup> Section 40, *Renewable Energy (Electricity) Act 2000* (Cth).

*Note: This determination was made under a superseded delegation. The notified prices in this document will not apply.*

In its 2017–18 final report, ACIL Allen forecast LRET costs using an approach that was largely consistent with previous years. ACIL Allen used AFMA data up until September 2016. However, due to AMFA ceasing publication of this data at the end of September 2016, ACIL Allen used TFS broker data from October 2016 through to April 2017. ACIL Allen examined LGC forward prices provided by TFS prior to September 2016 and was satisfied that they were consistent with AMFA prices, and were suitable for the purpose of contributing to estimating LRET costs.

ACIL Allen has provided a detailed explanation of its calculations in chapter 4 of its 2017–18 final report, along with information on LGC prices and the assumptions underpinning the implied RPPs used. It also addressed issues raised in submissions in chapter 3 of its 2017–18 final report. ACIL Allen examined market prices over a number of years and considered that its market-based approach, whereby retailers purchase LGCs over a two-year period to satisfy their obligations, provided the best estimate of LRET costs for the purposes of setting notified prices for 2017–18.

At the time ACIL Allen prepared its 2017–18 final report, LGC spot prices were trading around \$85. Consequently, ACIL Allen has forecast that LRET costs for 2017–18 will be \$11.97 per MWh for all retail tariffs, an increase of \$4.14 per MWh compared to the 2016–17 price determination.

#### QCA position

The QCA considers that ACIL Allen's market-based approach, using the most up-to-date targets and price information published by AFMA and TFS, is likely to produce the most reliable estimate of LRET costs to be incurred by retailers in 2017–18. Maintaining an approach for 2017–18 that is largely consistent with the approach used in previous years will also provide certainty to stakeholders.

Therefore, the QCA's decision is to accept ACIL Allen's advice on this matter and its final LRET cost estimates, which are outlined in Table 6.

#### SRES costs

The SRES provides an incentive for individuals and small businesses to install eligible small-scale renewable energy systems such as solar panel systems, small-scale wind systems, small-scale hydro systems, solar hot water systems and heat pumps. Customers installing these systems receive STCs, which retailers must purchase according to the amount of electricity they have sold to individuals and small businesses.

For the 2016–17 price determination, ACIL Allen estimated SRES costs using the final 2016 small-scale technology percentage (STP) and the latest available non-binding 2017 STP target for the second half of the pricing period. STC prices were based on the clearing house price.

In its 2017–18 final report, ACIL Allen estimated SRES costs using the same approach as 2016–17. Its forecast of \$3.01 per MWh was based on the on the latest available non-binding STP targets.

#### QCA position

The QCA considers that ACIL Allen's approach is likely to produce the most reliable estimate of SRES costs to be incurred by retailers in 2017–18. Maintaining a consistent approach for 2017–18 will also provide certainty to stakeholders.

Therefore, the QCA accepts ACIL Allen's advice on this matter and its final SRES cost estimates, which are outlined in Table 6.

*Note: This determination was made under a superseded delegation. The notified prices in this document will not apply.*

#### 4.2.2 NEM participation fees and ancillary services charges

Retailers purchasing electricity from the NEM are required to pay NEM participation fees<sup>87</sup> and ancillary services charges to AEMO. NEM participation fees are levied by AEMO to cover the costs of operating the NEM, the costs associated with full retail contestability, and the costs of funding Energy Consumers Australia. Ancillary services charges cover the costs of the services used by AEMO to manage power system safety, security and reliability.

For the 2016–17 price determination, ACIL Allen used AEMO's budget and fee projections to estimate NEM participation fees. Its estimate of ancillary services charges was based on the average historical costs observed over the preceding 52 weeks.

In its 2017–18 final report, ACIL Allen used the projected NEM participation fees from AEMO's *2017–18 Draft Budget and Fees report*. Consistent with its approach in 2016–17, ACIL Allen's estimate of ancillary service charges was based on the average historical costs observed over the preceding 52 weeks.

##### QCA position

The QCA considers that ACIL Allen's approach is likely to produce the most reliable estimate of NEM participation and ancillary services costs to be incurred by retailers in 2017–18. Maintaining an approach for 2017–18 that is consistent with the approach in previous years will also provide certainty to stakeholders

Therefore, the QCA's decision is to accept ACIL Allen's advice on this matter and its final cost estimates, which are outlined in Table 6.

#### 4.2.3 Prudential capital costs

Prudential capital costs are the costs a retailer incurs to provide financial guarantees to AEMO and to lodge initial margins with hedge providers for futures contracts. These costs must be accounted for, as futures contracts are relied upon to derive the wholesale energy costs estimates. For the 2016–17 price determination, ACIL Allen estimated prudential capital costs in line with the latest published AEMO requirements and margin requirements for trading in the futures market.

In its submission to the 2017–18 draft determination, QCOSS also supported the use of the same methodology to estimate energy costs, including prudential costs, as for the 2016–17 price determination. Canegrowers proposed that the energy component, including prudential costs should be based on the Ergon NSLP.

In its 2017–18 final report, ACIL Allen used an approach that is largely consistent with its 2016–17 approach. However, it refined the methodology for estimating the hedge prudential costs component to take into account the relative proportion of each type of contract used in its hedge model and any over-contracting modelled in that hedge model.<sup>88</sup>

##### QCA position

The QCA considers that ACIL Allen's approach is likely to produce the most reliable estimate of prudential capital costs to be incurred by retailers in 2017–18. We consider the use of the Energex

---

<sup>87</sup> In its 2017–18 final report, ACIL Allen refers to these fees as 'NEM management fees'.

<sup>88</sup> For previous price determinations, ACIL Allen used baseload contracts as proxies for hedge prudential costs. Consistent with the approach in previous price determinations, for its 2017–18 final report, ACIL Allen has calculated prudential costs based on the Energex NSLP.

*Note: This determination was made under a superseded delegation. The notified prices in this document will not apply.*

NSLP to calculate prudential costs is appropriate, given that under the Queensland Government's UTP<sup>89</sup> most customers in regional Queensland will pay notified prices that are based on energy costs in south east Queensland.

Therefore, the QCA's decision is to accept ACIL Allen's advice on this matter and its prudential capital cost estimates, which are outlined in Table 6.

#### 4.2.4 Summary of other energy costs for 2017–18

Table 6 sets out the estimates of other energy costs for 2017–18, which will be added to the wholesale energy cost components of all retail tariffs.

**Table 6 Other energy costs (excluding losses)—all retail tariffs**

<i>Cost component</i>	<i>\$/MWh</i>	<i>% change from 2016–17</i>
LRET	\$11.97	52.9%
SRES	\$3.01	–19.5%
NEM fees	\$0.53	10.4%
Ancillary services	\$0.34	3.0%
Prudential capital	\$2.53	155.6%
Total	\$18.38	37.5%

*Note: Totals may not add due to rounding.*

*Source: ACIL Allen, Estimated Energy Costs for 2017–18, 9 May 2017, pp. 28, 31.*

### 4.3 Energy losses

Some electricity is lost when it is transported over transmission and distribution networks to customers. As a result, retailers must purchase additional electricity to allow for these losses when supplying customers.

Consistent with its approach in 2016–17, ACIL Allen has accounted for energy losses by applying transmission and distribution loss factors published by AEMO in a manner that aligns with AEMO's settlement process. These losses are based on AEMO's 2017–18 published loss factors.

#### QCA position

The QCA's decision is to accept ACIL Allen's advice on this matter and its loss factor calculations, which are outlined in Table 7.

### 4.4 Total energy cost allowances for 2017–18

Table 7 summarises the QCA's decision on energy cost allowances for each retail tariff for 2017–18.

---

<sup>89</sup> See Chapters 1 and 2 for more detail.

*Note: This determination was made under a superseded delegation. The notified prices in this document will not apply.*

**Table 7 Final decision—total energy cost allowances for 2017–18**

Settlement class	Retail tariff	Wholesale energy	Other Energy	Energy losses	Total energy allowance		Change from 2016–17
		\$/MWh	\$/MWh	%	\$/MWh	c/kWh	%
Energex NSLP & unmetered supply	11, 12A, 14, 20, 22A, 24, 41, 91	\$103.11	\$18.38	6.5%	\$129.39	12.939	36.99%
Energex Controlled Load 9000	31	\$56.76	\$18.38	6.5%	\$80.02	8.002	34.94%
Energex Controlled Load 9100	33	\$75.38	\$18.38	6.5%	\$99.85	9.985	34.86%
Ergon Energy NSLP—small, medium, large (SAC) demand & streetlights	44, 45, 46, 50, 71	\$92.75	\$18.38	7.9%	\$119.91	11.991	35.42%
Ergon Energy NSLP—high voltage demand & customers over 4 GWh (SAC HV, CAC & ICC)	51A, 51B, 51C, 51D, 52A, 52B, 52C, 53	\$92.75	\$18.38	1.4%	\$112.69	11.269	35.49%

*Note: Totals may not add due to rounding.*

*Source: ACIL Allen, Estimated Energy Costs for 2017–18, 9 May 2017, p. 33.*

*Note: This determination was made under a superseded delegation. The notified prices in this document will not apply.*

---

## 5 RETAIL COSTS

---

*The second element of the R component is retail costs, which include retail operating costs and a retail margin.*

*The QCA will maintain existing retail cost allowances by:*

- *adjusting fixed retail cost allowances for residential and small business customers to account for inflation, and maintaining variable retail cost allocators at 11.27 per cent for residential customers and 12.8 per cent for small business customers, and*
- *adjusting fixed retail cost allowances for large customers to account for inflation, and maintaining the variable retail cost allocators at 6.0445 per cent.*

### 5.1 Background

Retail costs include retail operating costs (ROC) and a retail margin. ROC are the costs associated with services provided by a retailer to its customers, and typically include customer administration, call centres, corporate overheads, billing and revenue collection, IT systems, regulatory compliance, and customer acquisition and retention costs (CARC). The retail margin represents the return to investors for retailers' exposure to systematic risks associated with providing retail electricity services. The margin can also include other costs incurred by retailers such as depreciation, amortisation, interest payments and tax expenses.

Prior to the 2016–17 determination, we estimated allowances for retail costs based on publicly reported data and benchmark observations of other regulatory decisions. Residential and small business allowances were predominantly based on those of the Independent Pricing and Regulatory Tribunal (IPART). Once established, these allowances were maintained in real terms by adjusting them by the forecast change in the Consumer Price Index (CPI), and then applying a retail margin.

For our 2016–17 price determination, we conducted a comprehensive review of the retail cost components of retail tariffs. As part of that review, we engaged ACIL Allen to provide advice on efficient retail costs. ACIL Allen used a combination of bottom-up and benchmarking methods to estimate retail costs for residential and small business customers, informed by analysis of publicly available data, observed market offers, and detailed confidential information provided by retailers. We established separate retail cost allowances for residential and small business customers, based on the averages of ACIL Allen's benchmarking observations.

For large and very large business customers there was insufficient data to establish new benchmarks. ACIL Allen advised that there was no compelling evidence that the retail costs varied materially from the QCA's previous allowances. As a result, we based large business customer retail costs on our 2015–16 allowances, adjusted fixed retail components by forecast inflation (to maintain them in real terms) and then applied the relevant variable retail cost allocators.<sup>90</sup>

---

<sup>90</sup> See Appendix E for more information on variable retail cost allocations.

*Note: This determination was made under a superseded delegation. The notified prices in this document will not apply.*

We provided stakeholders with a full and comprehensive explanation of the methodology, the data used, and how it was applied, in our 2016–17 price determination and ACIL Allen's reports, which are available on the QCA's [website](#).<sup>91</sup>

We noted in our 2016–17 determination that this thorough bottom-up and benchmark review of efficient retail cost allowances was costly and time-consuming, placed a significant reporting burden on electricity retailers, and that it was likely the cost of doing that exercise on a yearly basis would outweigh any incremental benefit over the short term. Rather, we envisaged that the thorough review of retail costs for the 2016–17 determination should produce robust estimates that could then be updated annually, using a defined escalation method.

QCOSS did not see the need to redo the calculations from 2016–17 and considered that the retail cost allowances established in the 2016–17 final determination were an appropriate starting point for setting prices for 2017–18. QCOSS argued that retail costs should be indexed down to reflect public statements by retailers AGL and Origin Energy that they were seeking increased efficiencies, and had reported reductions in their cost to serve per customer across Australia.

Canegrowers Isis considered that retail cost allowances should be fixed for a period of up to five years to encourage greater retailer efficiency.

CCIQ believed that the QCA should 'revisit reviewing the cost to retail'.<sup>92</sup> While CCIQ acknowledged that changes in retail costs in the 2017–18 draft determination were minimal, when these changes were coupled with changes in 2016–17 and previous years they resulted in price determinations which were unsustainable and inconsistent with 'the State Government's commitment to Queensland small business that electricity pricing is stabilising and coming down'.<sup>93</sup>

Canegrowers considered that the QCA's retail cost estimates were excessive as they contained competition costs, which, it argued, were not incurred by Ergon Retail, and excess margins over efficient costs.

Energy Queensland highlighted the large body of work it faced to implement the Australian Energy Market Commission's Power of Choice<sup>94</sup> reform package, and that there were a number of reviews which could have an impact on retailer costs in future. Energy Queensland also noted that its customer management costs had increased due to the declining economic conditions in regional Queensland resulting from the end of the mining boom. Origin Energy highlighted the need to maintain both the fixed and variable charges in real terms.

### QCA position

The QCA will maintain existing fixed retail cost allowances in real terms, and maintain variable retail cost percentage allocators as the same proportion of other variable costs established in the 2016–17 final price determination. We agree with QCOSS that the retail cost allowances established in 2016–17 are an appropriate starting point for establishing 2017–18 retail cost allowances. As noted in our 2016–17 determination, we will consider a further detailed review in future, particularly if there were material changes in retail cost drivers.

---

<sup>91</sup> See <http://www.qca.org.au/Electricity/Regional-consumers/Reg-Electricity-Prices>.

<sup>92</sup> CCIQ, Submission to the QCA draft determination, *Regulated Retail Electricity Prices for 2017–18*, 3 April 2017, p. 4.

<sup>93</sup> CCIQ, Submission to the QCA draft determination, *Regulated Retail Electricity Prices for 2017–18*, 3 April 2017, p. 4.

<sup>94</sup> See <http://www.aemc.gov.au/Major-Pages/Power-of-choice>.



*Note: This determination was made under a superseded delegation. The notified prices in this document will not apply.*

We note comments from consumer groups who considered that retail allowances should be reduced. While we have considered public statements from AGL and Origin on their cost to serve their customer base, the data provided is not specific to electricity customers and only represents two retailers. In addition, the QCA notes that public statements by AGL and Origin Energy<sup>95</sup> indicate slightly lower cost to serve per customer account figures and increases in the cost of acquiring customers. As retailers serve a varying mixture of new and existing customers, it is not clear this data establishes that overall retail costs are likely to fall in 2017–18 for these two retailers.

While it is highly unlikely that Ergon Retail will incur the same level of CARC for residential and small business customers as a retailer in south east Queensland (SEQ), that does not mean the retail costs estimated by the QCA are excessive. As discussed in Chapter 2, under the Uniform Tariff Policy (UTP), the QCA must set notified prices, and by extension estimate retail costs, for residential and small business customers based on costs in SEQ. As such, the level of CARC incurred by Ergon Retail is irrelevant to estimating retail costs for residential and small business customers. Removing CARC from retail costs would result in notified prices that are inconsistent with the UTP.

CCIQ is correct that retail cost estimates increased for small business customers in 2016–17. The primary reason is that prior to 2016–17, based on the available information, residential and small business customers were estimated to have the same retail costs. However, when ACIL Allen conducted its analysis, it had access to detailed market information from multiple electricity markets in Australia. This allowed it to estimate retail costs for residential and small business customers separately. The market data clearly showed that retail costs for small business customers were higher than for residential customers. As such, the relative change was a direct result of the QCA having access to more detailed data than in previous determinations. While the QCA could conduct another retail cost review for the final determination, it would utilise the same type of detailed data and it is therefore unlikely that such a review would result in materially different estimates.

As the QCA has no compelling evidence that actual costs have fallen in real terms for retailers in the electricity market, for either residential or small business customers we consider reducing retail cost allowances in real terms would likely result in notified prices below levels that would be consistent with the UTP.

Maintaining retail cost allowances, on the other hand, is consistent with our previous approaches to setting retail prices as well as with the UTP.

For residential and small business customers, retail cost allowances will be maintained by:

- adjusting fixed retail cost allowances estimated in 2016–17 by the Reserve Bank of Australia's forecast of the change in the CPI for 2017–18<sup>96</sup> to maintain them in real terms, and

---

<sup>95</sup> AGL, *Full Year Results Investor Presentation*, 10 August 2016, slide 17; AGL, *Interim Results Investor Presentation*, 10 February 2016, slide 14; Origin Energy, *Operating and Financial Review for the half year ended 31 December 2016*, 16 February 2017, p. 21; Origin Energy, *Operating and Financial Review for the full year ended 30 June 2016*, 18 August 2016, p. 37; Origin Energy, *Operating and Financial Review for the half year ended 31 December 2015*, 31 December 2015, p. 25.

<sup>96</sup> We adopted a CPI of 2.0%, which is consistent with the mid-range of the RBA forecast of 1.5%–2.5% for the 12 months to 30 June 2018. See Reserve Bank of Australia, *Statement on Monetary Policy*, November 2016, Table 6.1, p. 57.

*Note: This determination was made under a superseded delegation. The notified prices in this document will not apply.*

- maintaining the variable retail cost percentage allocators at 11.27 per cent for residential customers and 12.8 per cent for small business customers, the same proportions of other variable costs established in the 2016–17 final price determination.

Consistent with the 2016–17 price determination fixed retail cost allowances for large and very large business customers will be adjusted by forecast CPI, and the variable retail cost allocators will be maintained at 6.0445 per cent.

## 5.2 Retail cost allowances for 2017–18

Tables 8 to 11 set out the retail cost allowances for each regulated retail tariff for 2017–18. Each fixed retail cost component includes an allowance for QCA regulatory fees.

**Table 8 Retail costs for residential customers for 2017–18 (GST exclusive)**

Retail tariff	Pricing component				
	Fixed retail component (c/day) <sup>a</sup>	Usage (c/kWh)		Demand (\$/kW/month)	
		Peak	Off-peak/flat	Peak	Off-peak/flat
T11	35.884		2.613		
T12A	35.884	5.997	2.132		
T14	35.884		1.749	6.199	0.935
T31			1.580		
T33			2.087		

<sup>a</sup> The fixed retail component comprises the benchmark retail fixed component adjusted for inflation and QCA regulatory fees.

**Table 9 Retail costs for small business customers for 2017–18 (GST exclusive)**

Retail tariff	Pricing component				
	Fixed retail component (c/day) <sup>a</sup>	Usage (c/kWh)		Demand (\$/kW/month)	
		Peak	Off-peak/flat	Peak	Off-peak/flat
T20	50.861		3.139		
T22A	50.861	6.442	2.708		
T24	50.861		2.149	10.915	1.152
T41	50.861		1.837		2.833
T91			2.826		

<sup>a</sup> The fixed retail component comprises the benchmark retail fixed component adjusted for inflation and QCA regulatory fees.

*Note: This determination was made under a superseded delegation. The notified prices in this document will not apply.*

**Table 10 Retail costs for large business and street lighting customers for 2017–18 (GST exclusive)**

Retail tariff	Pricing component				
	Fixed retail component (c/day) <sup>a</sup>	Usage (c/kWh)		Demand (\$/kW/month)	
		Peak	Off-peak/Flat	Peak	Off-peak/Flat
T44	502.316		0.813		2.050
T45	1139.598		0.813		1.544
T46	2685.590		0.811		1.264
T50	466.118	0.788	0.939	3.455	0.630
T71			1.741		

<sup>a</sup> The fixed retail component comprises the benchmark retail fixed component adjusted for inflation and QCA regulatory fees.

**Table 11 Retail costs for very large business customers for 2017–18 (GST exclusive)**

Retail tariff	Pricing component						
	Fixed retail component (c/day) <sup>a</sup>	Usage (c/kWh)		Connect ion Unit	Capacity (flat/off-peak)	Demand (flat/peak)	Excess Reactive Power
		Peak	Off-peak/Flat	(\$/day/unit)	(\$/kVA of AD/mth)	(\$/kVA/mth)	(\$/excess kVAr/mth)
T51A	2843.402		0.776	0.571	0.256	0.151	0.242
T51B	2843.402		0.776	0.571	0.306	0.151	0.242
T51C	2843.402		0.777	0.571	0.351	0.187	0.242
T51D	2843.402		0.777	0.571	0.684	0.375	0.242
T52A	2843.402	0.746	0.770	0.571	0.406	0.665	0.242
T52B	2843.402	0.746	0.770	0.571	0.285	2.394	0.242
T52C	2843.402	0.747	0.771	0.571	0.527	4.372	0.242
T53	2843.402		0.777		0.684	0.375	0.242

<sup>a</sup> The fixed retail component comprises the benchmark retail fixed component adjusted for inflation and QCA regulatory fees.

*Note: This determination was made under a superseded delegation. The notified prices in this document will not apply.*

## 6 OTHER ISSUES

*This chapter sets out our decisions on the inclusion of an additional allowance above the estimated efficient costs of supply and the application of a cost pass-through mechanism. Our decisions are to:*

- *include a 5 per cent allowance above the estimated efficient costs of supply in south east Queensland for all residential and small business customer tariffs, to reflect the expected price differential between the lowest offers and standing offers in 2017–18 (consistent with the 2016–17 price determination)*
- *include an allowance for headroom of 5 per cent above the estimated efficient costs of supply for all large and very large business customer tariffs in 2017–18 (consistent with the 2016–17 price determination)*
- *require a negative pass-through of an over-recovery of Small-Scale Renewable Energy Scheme (SRES) costs incurred during 2016–17.*

### 6.1 Standing offer adjustment—residential and small business customer tariffs

Retail competition in the residential and small business market segment is very limited in regional Queensland. This is largely because of the UTP, which delivers a subsidy to Ergon Retail to supply electricity at notified prices. These prices are, in most cases, well below the cost of supply. As other retailers do not have access to this subsidy, they typically cannot compete with Ergon Retail's subsidised notified prices.

The QCA uses an N+R bottom-up approach to derive the estimated efficient costs of supplying small customers<sup>97</sup> in south east Queensland, which serves as a basis to set notified prices. In broad terms, this produces price levels that we would expect, on average, to reflect the lowest prices offered by an efficient representative retailer<sup>98</sup>.

To be consistent with the UTP, the QCA needs to set notified prices for small customers in regional Queensland that broadly reflect the expected level of standing offer prices in south east Queensland (see Chapter 2). To achieve this, we need to add an amount to the estimated efficient costs of supply to account for the expected price differential between lowest offers and standing offers in south east Queensland. This adjustment is referred to as a standing offer adjustment. In the 2016–17 price determination, we set the standing offer adjustment at five per cent of the total estimated efficient cost of supply in south east Queensland.

Retail electricity prices observed in south east Queensland reveal that most retailers' standing offer prices are generally higher than their lowest-priced offers, albeit by varying amounts. The lowest-priced offers of retailers generally are market offers but can be standing offers.

As part of its submission on the interim consultation paper, Canegrowers Isis noted that:

<sup>97</sup> Small customers are residential and small business customers, as well as customers accessing the unmetered supply (excluding street lighting) retail tariff.

<sup>98</sup> An efficient representative retailer which does not adopt a loss leading pricing strategy where electricity is being supplied below cost to attract new customers and/or to sell other/additional products and services to those customers.

*Note: This determination was made under a superseded delegation. The notified prices in this document will not apply.*

Competitive prices should be applied to ensure the SOD (standing offer differential) is restricted to within a commercially competitive range.<sup>99</sup>

The Queensland Consumers Association also submitted that:

Calculation of differentials between SEQ standing offers and market contracts should take account of the extent to which any, or all, standing offers may be above the efficient cost of supply.<sup>100</sup>

Canegrowers submitted that:

allowing a 5 per cent mark up above the costs of goods sold significantly overstates the size of the margin required. In regional Queensland, Ergon faces no customer acquisition cost. Customers have no alternative but to use Ergon retail. The lack of acquisition cost, is likely to more than offset any additional margin to reflect the terms and conditions of the standing offer and any adverse selection bias in the customer base.<sup>101</sup>

As discussed, to derive notified prices consistent with the definition of the UTP, we need to set notified prices for small customers based on the estimated efficient costs of supplying small customers in south east Queensland. We also need to adjust the estimated efficient costs of supply in south east Queensland to account for the expected price differential between and lowest-priced and standing offers. This requires us to take into account both market and standing offer prices in south east Queensland. As such, the costs faced by Ergon Retail when serving customers in regional Queensland are irrelevant to setting notified prices for small customers.

Energy Queensland supported our approach to estimating the standing offer differential.<sup>102</sup>

### 6.1.1 Types of electricity offers

Standing offer prices are the prices that retailers charge under standard retail contracts. These contracts are basic contracts with terms and conditions that are specified by the National Energy Retail Rules (NERR).<sup>103</sup> In south east Queensland, where prices have been deregulated, standing offer prices are set by retailers. Standard retail contracts are referred to in this report as 'standing offers'.

In contrast, market prices are set by retailers and offered under the terms and conditions of a market retail contract, referred to as 'market offers'. Market retail contracts contain a minimum set of terms and conditions (specified in the NERR<sup>104</sup>). These contracts also include other terms and conditions that are agreed between the retailer and customer. For example, a market retail contract might offer customers additional discounts based on their billing and payment methods.

### 6.1.2 Why is there a difference between market and standing offer prices?

There are a number of potential reasons why standing offer prices tend to be higher than market offer prices. This difference likely reflects the fact that standing offers often provide terms and conditions that are more favourable to the customer. The premium included in standing offer

---

<sup>99</sup> Canegrowers Isis, Submission on the QCA interim consultation paper, *Regulated electricity prices for 2017–18*, 7 December 2016.

<sup>100</sup> Queensland Consumers Association, Submission on the QCA interim consultation paper, *Regulated electricity prices for 2017–18*, 7 December 2016.

<sup>101</sup> Canegrowers, Submission on the QCA draft determination, *Regulated electricity prices for 2017–18*, 3 April 2017.

<sup>102</sup> Energy Queensland, Submission on the QCA interim consultation paper, *Regulated electricity prices for 2017–18*, 7 December 2016.

<sup>103</sup> NERR, rule 12, schedule 1.

<sup>104</sup> NERR, rule 14.

*Note: This determination was made under a superseded delegation. The notified prices in this document will not apply.*

prices could be considered compensation to the retailer for accepting the additional costs and risks associated with providing more favourable terms and conditions to customers.

Through market offers, retailers are able to adopt different terms and conditions designed to reduce their costs or risks. This enables retailers to offer lower prices or other incentives to encourage customers to take up market offers. For example:

- Incentivising customers to pay on time can reduce a retailer's bad debt risk, improve its cash flow position and reduce costs.
- Requiring customers to use direct debit payment methods achieves a similar outcome, and many retailers will offer discounts to customers who use it, to reflect the lower risk of default and bad debts.
- Requiring customers to subscribe to online-only (paperless) billing allows retailers to save on printing and postage costs.

The difference between market and standing offer prices may also be an indication of different pricing strategies, whereby retailers target different customer segments with different prices, according to their preferences and sensitivity to price changes. For example, retailers focusing on a customer segment that is environmentally conscious may incorporate and promote GreenPower Programs<sup>105</sup>, for an additional charge, as a feature of their market offers. Retailers may also adopt different pricing strategies in response to the behaviour of their competitors such as providing loyalty credit that is available to customers only after they have remained with the retailer for a specific period, in order to retain customers.<sup>106</sup>

### 6.1.3 What is an appropriate price differential to apply to efficient costs?

We have considered the following matters when estimating the expected price differential:

- the experience in other jurisdictions with deregulated retail electricity prices
- observed price differentials in the newly deregulated south east Queensland retail electricity market.

To simplify, we refer to markets with deregulated retail electricity prices as 'deregulated markets'.

#### Experience in other deregulated jurisdictions

In this section, we discuss the jurisdictional experience of three deregulated retail electricity markets in the NEM, namely Victoria, South Australia (SA) and New South Wales (NSW). We have not discussed the experience of Tasmania and the Australian Capital Territory, as retail price regulation remains in place in these jurisdictions.<sup>107</sup>

---

<sup>105</sup> GreenPower is a voluntary government accredited program that enables a retailer to purchase renewable energy (via the purchase of Large-scale Generation Certificates (LGCs)) on the customer's behalf.

<sup>106</sup> AEMC, *2016 Retail Competition Review*, 30 June 2016.

<sup>107</sup> AEMC, *2016 Retail Competition Review*, 30 June 2016.

*Note: This determination was made under a superseded delegation. The notified prices in this document will not apply.*

### Victoria

In a mature market such as Victoria, deregulated since 2009, market offers are priced at a discount to standing offers with these differentials<sup>108</sup> ranging between zero and 30 per cent.<sup>109</sup>

### South Australia

When the SA retail market was deregulated in February 2013, the SA Government reached an agreement with AGL (the incumbent first tier retailer) to lower its residential standing offer prices by 9.1 per cent and small business tariffs by 4.5 per cent following deregulation, and to cap increases in the retail component of standing offers for two years.<sup>110</sup>

Since the removal of those restrictions in February 2015, the Essential Services Commission of South Australia (ESCOSA) reported that market offers are generally priced at a discount to standing offers with an average differential of around 9.6 per cent for both residential and small business tariffs as at 30 June 2016. The price differentials for residential customers were between zero and 22 per cent. Similarly, differentials between zero and 25 per cent were observed for small business customers.<sup>111</sup>

### New South Wales

When the NSW retail market was deregulated on July 2014, small customers who were on a regulated contract were moved to a 'transitional tariff' for up to two years, after which they would be required to move to a standing or market offer. In the first year of deregulation, the NSW Government approved arrangements that would see the transitional tariff decrease by at least 1.5 per cent from existing standing offer prices. In the second year, average increases in the retail component of the transitional tariff were capped at CPI. As at June 2015, around 20 per cent of electricity customers in NSW remained on transitional tariffs with the remaining 80 per cent on either standing or market offers.<sup>112</sup>

In its 2016 review of the competitiveness of the retail market in NSW, IPART reported that the pricing differentials between standing offers and lowest-priced offers for residential customers were between 18 and 27 per cent from June 2015 to June 2016 (depending on the network area). Similarly, the differentials for small business customers were between 18 and 25 per cent.<sup>113</sup>

### Observed price differentials in south east Queensland

Since 1 July 2016, retail electricity prices have been deregulated in south east Queensland and retailers are setting their own standing offer prices. However, during the first year of

---

<sup>108</sup> These differentials are derived from offers available to residential customers from September 2013 to October 2015 in Victoria (CitiPower supply area). The AEMC noted that similar results can be observed in every supply area in Victoria.

<sup>109</sup> AEMC, *2016 Retail Competition Review*, 30 June 2016.

<sup>110</sup> Weatherill, J & Koutsantonis, T, *Lower prices for South Australia*, media release, Government of South Australia, 18 December 2012, accessed December 2016, [http://archives.premier.sa.gov.au/images/news\\_releases/12\\_12Dec/energyprice.pdf](http://archives.premier.sa.gov.au/images/news_releases/12_12Dec/energyprice.pdf).

<sup>111</sup> Essential Services Commission of South Australia, *Energy Retail Offers Comparison Report 2015–16*, August 2016.

<sup>112</sup> Department of Industry, Resources and Energy, FAQs about electricity price deregulation, New South Wales Government, accessed December 2016, [http://www.resourcesandenergy.nsw.gov.au/energy-consumers/energy-sources/electricity/removal-of-electricity-price-regulation-faqs#\\_why-did-the-n\\_s\\_w-government-remove-retail-electricity-price-regulation\\_\\_003f](http://www.resourcesandenergy.nsw.gov.au/energy-consumers/energy-sources/electricity/removal-of-electricity-price-regulation-faqs#_why-did-the-n_s_w-government-remove-retail-electricity-price-regulation__003f).

<sup>113</sup> Independent Pricing and Regulatory Tribunal, *Review of the performance and competitiveness of the retail electricity market in NSW from 1 July 2015 to 30 June 2016*, final report, November 2016.

*Note: This determination was made under a superseded delegation. The notified prices in this document will not apply.*

deregulation, retailers are not allowed to vary these prices once they have been set, unless the variation is to reduce prices.<sup>114</sup>

To inform our view on the expected price differential between lowest-priced offers and standing offers that might emerge in south east Queensland during 2017–18, we analysed the standing offers and market offers available in south east Queensland using the AER's Energy Made Easy online price comparison tool. The price differential for each retailer was calculated as the difference between an annual bill of a customer with an average usage profile, on a residential or small business flat rate tariff (i.e. tariffs 11 or 20 equivalent), under the retailer's standing offer and its lowest-priced offer. The lowest-priced offers of retailers generally are market offers but can be standing offers. This is broadly consistent with the approach considered during the 2016–17 price determination.

Based on that analysis, residential market offers of most retailers operating in south east Queensland were lower than their corresponding standing offers with the price differential ranging from zero to 25.7 per cent, with an average<sup>115</sup> of 6.6 per cent (see Figure 14).

We observed that some retailers are pursuing a pricing strategy of providing only one electricity offer in a particular market segment. Retailers that choose to pursue this strategy in the small customer market must offer a standing offer, as they are required<sup>116</sup> to provide this type of offer as the default offer. A zero price differential is generally the result of some retailers adopting this strategy, where their standing offers are their lowest-priced offers.

---

<sup>114</sup> National Energy Retail Law (NERL), section 23, as per section 16 of the schedule to the Queensland NERL Act.

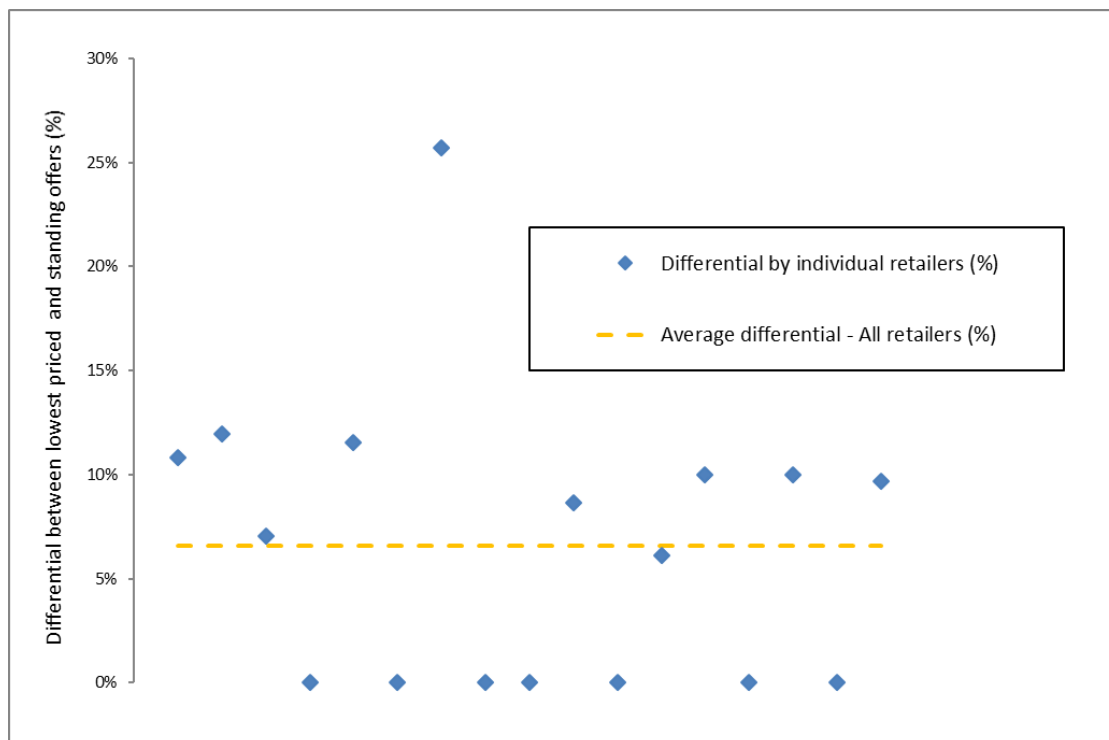
<sup>115</sup> The average price differential (in percentage terms) is the simple average across the data points pertaining to annual bill difference (in percentage terms) between the lowest-priced offer and standing offer of individual retailers operating in south east Queensland.

<sup>116</sup> NERL (SA) Act 2011, Part 2, Division 3, section 22.



*Note: This determination was made under a superseded delegation. The notified prices in this document will not apply.*

**Figure 14 Differential between lowest-priced offers and standing offers in south east Queensland—residential flat rate tariffs**



*Note:*

*QCA analysis of data from [www.EnergyMadeEasy.com](http://www.EnergyMadeEasy.com) relating to offers available as at 15 March 2017.*

*As at 31 May 2016, 99.96 per cent of residential customers are on flat rate tariffs in south east Queensland, therefore we consider that the price differentials of flat rate tariffs should be robust enough as a proxy for the overall differential for the residential customer segment.*

*This analysis assumes an annual consumption of 4710 kWh (which is the 2015–16 average annual consumption of a residential customer on a flat tariff in south east Queensland as advised by Energex).*

*Standing and market offers considered in this analysis do not incorporate features offered by retailers which incur an additional charge such as GreenPower.*

*Market offers are calculated as the annual net amount payable, taking into account quantifiable one-off sign-up bonuses, conditional and non-conditional discounts, as well as any account establishment fees that might offset some of the headline discount offered.*

*The average price differential (in percentage terms) is the simple average across the data points pertaining to the annual bill difference (in percentage terms) between the lowest-priced offer and standing offer of individual retailers operating in south east Queensland.*

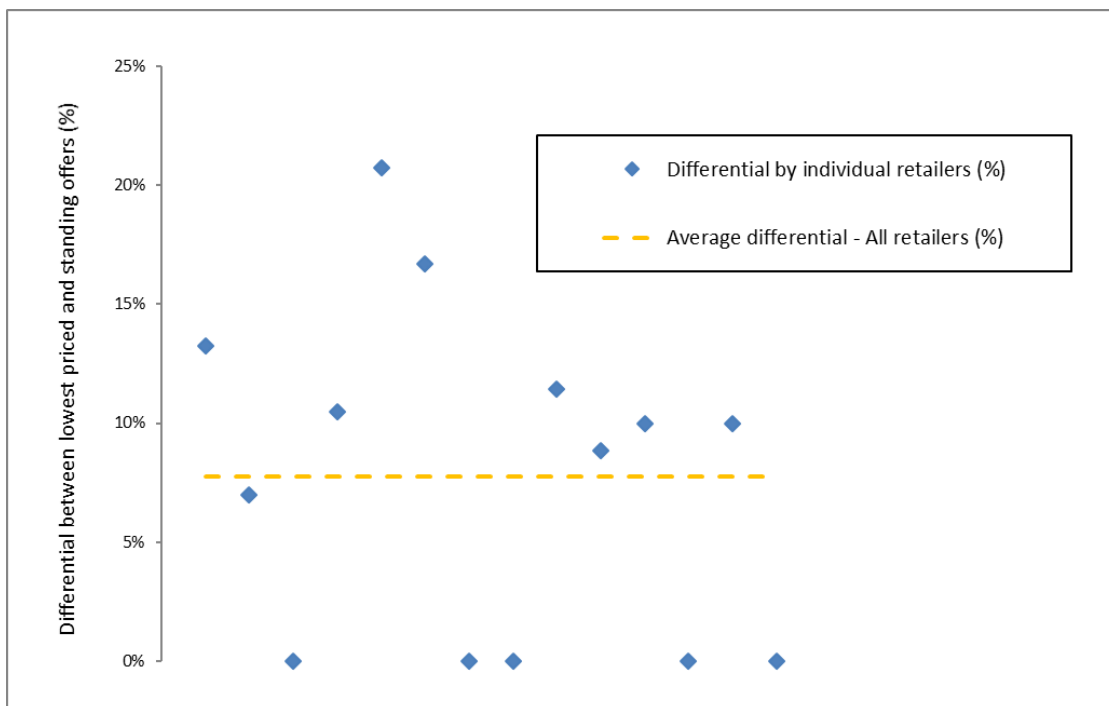
*We have asked the AER to review Diamond Energy's retail offers for compliance. Diamond Energy's offers have not been included, pending the AER's review.*

The QCA also undertook a similar analysis of flat rate tariff offers available to small business customers in south east Queensland. That analysis revealed that the price differential ranged from zero to 20.7 per cent, with an average of 7.7 per cent (See Figure 15).

Similar to the residential market, we also observed that some retailers pursued a pricing strategy of offering only standing offers but not market offers in the small business customer market, which means that their standing offers are their lowest-priced offers, resulting in zero price differentials.

*Note: This determination was made under a superseded delegation. The notified prices in this document will not apply.*

**Figure 15 Differential between lowest-priced offers and standing offers in south east Queensland—small business flat rate tariffs**



Note:

*QCA analysis of data from www.EnergyMadeEasy.com relating to offers available as at 15 March 2017.*

*As at 31 May 2016, 88.94 per cent of small business customers are on flat rate tariffs, therefore we consider that the price differentials of flat rate tariffs should be robust enough as a proxy for the overall differential for the small business customer segment.*

*This analysis assumes an annual consumption of 14400 kWh (which is the 2015–16 average annual consumption of a small business customer on a flat tariff in south east Queensland as advised by Energex).*

*Standing and market offers considered in this analysis do not incorporate features offered by retailers which incur an additional charge such as GreenPower.*

*Market offers are calculated as the annual net amount payable, taking into account quantifiable one-off sign-up bonuses, conditional and non-conditional discounts, as well as any account establishment fees that might offset some of the headline discount offered.*

*The average price differential (in percentage terms) is the simple average across the data points pertaining to the annual bill difference (in percentage terms) between the lowest-priced offer and standing offer of individual retailers operating in south east Queensland.*

*We have asked the AER to review Diamond Energy's retail offers for compliance. Diamond Energy's offers have not been included, pending the AER's review.*

**Considerations**

Evidence from other jurisdictions shows that the price differential following retail price deregulation is mixed, likely due to the differences in maturity of these markets and temporary regulatory restrictions imposed during the initial stages of deregulation.

In its submission on the interim consultation paper, QCOSS considered that:

There are other factors that have affected the experience in other jurisdictions that are not necessarily applicable with Queensland.<sup>117</sup>

<sup>117</sup> Queensland Council of Social Service, Submission on the QCA interim consultation paper, *Regulated electricity prices for 2017–18*, 7 December 2016.

*Note: This determination was made under a superseded delegation. The notified prices in this document will not apply.*

The Queensland Consumers Association also supported QCOSS's stance.

We agree with QCOSS and the Queensland Consumer Association. Given the differences between retail markets in south east Queensland and other jurisdictions, we consider that the size of the pricing differential observed is unlikely to be indicative of the expected differentials in the south east Queensland market in 2017–18. However, the experience in these jurisdictions demonstrates consistently that there is a price differential, with market offers generally priced at a discount to standing offers.

The analysis of the observed price differentials in south east Queensland also demonstrates that there is a differential, with market offers generally priced at a discount to standing offers. However, this analysis is not without its limitations. In addition to the obvious limitation where the underlying cost of supplying electricity is likely to change between 2016–17 and 2017–18, there are other notable constraints, including the limited maturity of the newly deregulated retail electricity market in south east Queensland and restrictions on setting standing offers imposed during the initial stages of deregulation.

At the time of the analysis, the retail market in south east Queensland had been deregulated for less than nine months. It is expected that the market dynamics will evolve over time as the south east Queensland market becomes more mature, potentially with more new retailers entering the market and more innovative/competitive products being offered by retailers. As observed by the AEMC, when a retail market is newly deregulated, new retailers will enter to compete with the incumbents and competition tends to be price-based. As a market matures, retailers are more likely to compete by innovating and differentiating their services rather than competing through prices, reducing the degree of price-based competition.<sup>118</sup> As a result, the observed market offer prices may be short-lived as the market evolves and therefore unlikely to be indicative of the expected market offer prices in 2017–18.

As discussed, during the first year of deregulation, retailers are not allowed to vary standing offer prices once they have been set, unless the variation is to reduce prices. This restriction will be removed in 2017–18. We consider that the removal of this restriction could potentially affect how retailers set standing offer prices and consequently the expected differentials in 2017–18.

Given the limitations and reasoning identified above, we consider that the magnitude of the observed price differential in south east Queensland based on a sample of a market deregulated for less than nine months (of 2016–17) is unlikely to be indicative of the expected price differential in 2017–18. Therefore, we do not consider it appropriate to use the observed price differential from this analysis as a direct proxy for the expected price differential in 2017–18. To obtain a robust estimate of the expected price differential in future determinations, we will need pricing data covering a longer period with price deregulation in effect in the south east Queensland market.

#### **QCA position**

The experience in other deregulated jurisdictions and observed price differentials in the newly deregulated south east Queensland retail market demonstrate that a price differential exists with market offers generally priced at a discount to standing offers. However, as noted above, these analyses are not sufficiently reliable or robust to predict the magnitude of the expected price differential in 2017–18.

---

<sup>118</sup> AEMC, *2016 Retail Competition Review*, 30 June 2016.

*Note: This determination was made under a superseded delegation. The notified prices in this document will not apply.*

In this context, we consider it reasonable and prudent to leave the standing offer adjustment at the level determined for the 2016–17 price determination. In future price determinations, we will continue to monitor market developments in the south east Queensland retail electricity market and other deregulated retail markets in the NEM to inform our view on the expected price differential that might emerge in south east Queensland.

QCOSS suggested that:

we are now seeing divergence in the different tariff components in Queensland between market offers and standing offers. In many cases, the market offers show relatively higher fixed charges and lower unit charges as compared to standing offers. This suggests that the standing offer differential should no longer be a single percentage figure ... It may be that the expected prices for small customers on standing offers in SEQ can better be determined by applying different factors to different tariff components.<sup>119</sup>

The Queensland Consumers Association also supported QCOSS's position.

We consider that adopting QCOSS's suggestion to have separate differentials for the fixed and variable components of a tariff is likely to be inconsistent with the UTP. As discussed, to be consistent with the UTP, the QCA needs to set notified prices for small customers in regional Queensland that broadly reflect the expected overall level of standing offer prices in south east Queensland. To derive the overall level of standing offer prices, we need to consider the average annual bill of standing offers, not the average amount payable under fixed or variable components of a tariff as QCOSS suggested.

To set notified prices for small customers in regional Queensland that broadly reflect the expected level of standing offer prices in south east Queensland, our decision is to continue to add a standing offer adjustment above the efficient costs of supply in south east Queensland and to maintain this adjustment at five per cent of total estimated efficient costs.

## 6.2 Headroom for large and very large business customer tariffs

Where it is effective, competition generally provides the best means of delivering the goods and services that customers demand at prices that reflect efficient costs.

Under section 90(5)(a) of the Electricity Act, we are required to have regard to the effect of our price determination on competition in the Queensland retail electricity market. We must also have regard to the objects of the Electricity Act, which include:

- (a) establishing a competitive electricity market in line with the national electricity industry reform process
- (b) taking into account national competition policy requirements.

In retail markets where competition is considered feasible, the AEMC recommends that some form of 'headroom' allowance be included as part of regulated retail prices to facilitate competition.<sup>120</sup> The headroom allowance is an amount, in addition to the estimated efficient cost of providing customer retail services, included in regulated prices for the purpose of encouraging customers to engage in the market and seek out more attractive market offers.

---

<sup>119</sup> Queensland Council of Social Service, Submission on the QCA interim consultation paper, *Regulated electricity prices for 2017–18*, 7 December 2016.

Queensland Council of Social Service, Submission on the QCA draft determination, *Regulated electricity prices for 2017–18*, 3 April 2017.

<sup>120</sup> AEMC, *Advice on best practice retail price methodology*, final report, 27 September 2013.

*Note: This determination was made under a superseded delegation. The notified prices in this document will not apply.*

While there is very limited competition in the small customer segment of the retail electricity market in regional Queensland, the large customer segment<sup>121</sup> has developed a degree of effective competition, particularly in areas where notified prices more closely reflect the actual costs of supply (i.e. Ergon Distribution east pricing zone, transmission region one).

Retail competition in this market segment can be supported through the inclusion of an appropriate level of headroom as part of notified prices with the aim of encouraging customers to seek out better market offers. Since the 2012–13 price determination, we have included a headroom allowance of five per cent of total estimated efficient costs to facilitate and encourage competition in the large customer market segment in regional Queensland.

### 6.2.1 How much headroom allowance should be included?

It is difficult to assess the impact of more cost-reflective notified prices and the inclusion of headroom in facilitating retail competition. In the large customer market segment in regional Queensland, where notified prices more closely reflect the actual costs of supply in some areas but are well below-cost in other areas, there has been a small increase in the proportion of large and very large customers on market contracts in recent years.

However, in the Ergon Distribution east pricing zone, transmission region one (where notified prices most closely reflect the actual cost of supply), the proportion of both large<sup>122</sup> and very large<sup>123</sup> customers on market contracts is much higher and has been increasing. In 2012–13, around 73 per cent of very large customers in this area were on market contracts; this figure has increased to 76 per cent as of June 2016. Moreover, more than 50 per cent of large customers in this area were on market contracts as of June 2016.

Despite these developments, some barriers to the development of widespread competition in the large customer market segment remain:

- Setting uniform retail tariffs means that customers in higher-cost areas of regional Queensland are not paying cost-reflective notified prices and some very large customers (specifically Individually Calculated Customers) are paying notified prices based on network charges of Connection Asset Customers, rather than cost-reflective network charges.
- A number of large and very large customers in regional Queensland are still accessing obsolete and transitional tariffs, which are generally not cost-reflective.
- Once large or very large customers accept a market contract, they are not allowed to return to Ergon Retail, which may discourage them from accepting a market offer.<sup>124</sup>

Even if headroom is set at a reasonable level, these barriers will likely continue to limit the extent to which competition develops throughout regional Queensland in the foreseeable future. However, we consider that it is appropriate to continue to include an allowance for headroom so

---

<sup>121</sup> The large customer market segment consists of Standard Asset Customers (SAC) (Large), Connection Asset Customers (CAC) and Individually Calculated Customers (ICC).

<sup>122</sup> Large customers are Standard Asset Customers (SAC) (Large), typically consuming more than 100 MWh but less than 4 GWh per annum.

<sup>123</sup> Very large customers consist of Connection Asset Customers (CAC), typically consuming more than 4 GWh but less than 40 GWh per annum and Individually Calculated Customers (ICC), typically consuming more than 40 GWh per annum.

<sup>124</sup> This restriction also applies to any future occupants of the premises (e.g. if the premises is sold or occupied by a new tenant).

*Note: This determination was made under a superseded delegation. The notified prices in this document will not apply.*

that the level of notified prices does not create a barrier to competition (to the extent possible) and to encourage customers to engage in the market and actively seek out better offers.

The Australian Sugar Milling Council (ASMC)<sup>125</sup> and Cotton Australia<sup>126</sup> did not support the inclusion of an allowance for headroom in notified prices. Canegrowers Isis considered that headroom is 'a theoretical consideration', which 'should be calculated and monitored for performance and asset assessment purposes but not applied as a cost component'.<sup>127</sup> However, none of these stakeholders have provided evidence to suggest that headroom is ineffective in facilitating competition in the large customer market segment in regional Queensland, especially in areas where notified prices most closely reflect the actual cost of supply (i.e. Ergon Distribution east pricing zone, transmission region one).

Energy Queensland supported the inclusion of an allowance for headroom in notified prices for large and very large business customers.<sup>128</sup>

#### QCA position

We consider it reasonable to conclude that the previous approach of including a headroom allowance for large and very large business customers at five per cent of total costs has facilitated the development and maintenance of competition in the large customer market segment in regional Queensland, especially in areas where notified prices most closely reflect the actual cost of supply.

In the absence of any further information or compelling reasons to change the level of headroom, our decision is to continue to include an allowance for headroom in notified prices for large and very large business customers and to maintain the allowance at five per cent of total estimated efficient costs.

### 6.3 Cost pass-through mechanism

Cost pass-through mechanisms are used by regulators to mitigate the risk that the costs allowed for in regulated prices are higher or lower than actual efficient costs of supply. Cost pass-through mechanisms are usually restricted to costs associated with events that are outside the control of the regulated entity.

For the 2014–15 price determination, we applied a cost pass-through mechanism for the first time to pass through an under-recovery of costs in 2013–14 associated with the SRES.<sup>129</sup> The SRES costs incurred by retailers are determined by the final small-scale technology percentages (STPs) set by the Australian Clean Energy Regulator (CER).

We continued with this approach for the 2015–16 and 2016–17 price determinations. For the 2016–17 price determination, we applied a negative pass-through of a small over-recovery of SRES costs incurred during 2015–16 into 2016–17 notified prices.

---

<sup>125</sup> Australian Sugar Milling Council, Submission on the QCA interim consultation paper, *Regulated electricity prices for 2017–18*, 7 December 2016.

<sup>126</sup> Cotton Australia, Submission on the QCA draft determination, *Regulated electricity prices for 2017–18*, April 2017.

<sup>127</sup> Canegrowers Isis, Submission on the QCA interim consultation paper, *Regulated electricity prices for 2017–18*, 7 December 2016.

<sup>128</sup> Energy Queensland, Submission on the QCA interim consultation paper, *Regulated electricity prices for 2017–18*, 7 December 2016.

<sup>129</sup> See Chapter 4 for details on how SRES costs are estimated.

*Note: This determination was made under a superseded delegation. The notified prices in this document will not apply.*

We also previously proposed that the cost pass-through mechanism could be used to account for material differences in network charges, in the event that the charges billed to retailers (usually the AER-approved charges) differed from those used to set notified prices. However, a pass-through for network charges has not been needed to date.

In previous price determinations, we considered that not allowing a 'true-up' of costs resulting from particular events that are outside retailers' control may result in notified prices being out of alignment with the estimated benchmark costs of supply<sup>130</sup>, which could deviate from the intent of the UTP.

### 6.3.1 Pass-through of SRES costs incurred in 2016–17

As discussed in section 4.2.1, the STP determines the number of small-scale technology certificates (STCs) a retailer must surrender to discharge its SRES liabilities.

Retailers incur SRES liabilities for each calendar year, but notified prices are determined for each financial year. While the final STP for the first and second quarters of the prospective financial year is known when setting notified prices, the final STP for the third and fourth quarter is not. To overcome this, ACIL estimates the SRES costs using the average of the final STP (for the first two quarters of the financial year) and the preliminary or 'non-binding' STP<sup>131</sup> (for the last two quarters of the financial year). Where the final STP for the last two quarters turns out to be different from the non-binding STP, the SRES allowance in notified prices may under- or over-compensate retailers for their actual SRES liabilities.

Based on the final STP for 2017, retailers have over-recovered the costs of complying with the SRES in 2016–17. This is because the final STP for the second half of 2016–17 is 7.01 per cent, which is lower than the non-binding STP of 9.02 per cent used for setting the SRES component of notified prices in 2016–17.

Returning these over-recovered SRES costs to customers reduces the usage charge by approximately 0.0539 c/kWh for residential tariffs and by 0.0546 c/kWh for small business tariffs. The calculation of SRES cost pass-through amount is set out in more detail in Appendix K. The table below presents our assessment of the 2016–17 over-recovered amounts.

**Table 12 SRES over-recoveries in 2016–17**

<i>Settlement class</i>	<i>Retail tariff</i>	<i>SRES over-recovery</i>
		<i>c/kWh</i>
Energex NSLP—residential and controlled loads	11, 12A, 14, 31, 33	0.0539
Energex NSLP—small business and unmetered supply	20, 22A, 24, 41, 91	0.0546
Ergon Energy NSLP—small, medium, large (SAC) demand and streetlights	44, 45, 46, 50, 71	0.0540

*Note: SRES over-recovery includes allowances for energy losses, variable retail costs, standing offer adjustment/headroom and time value for money. SRES pass-through is not applicable to retail tariffs 47 and 48, given that these tariffs are classified as obsolete and are not determined using the N+R approach like other standard tariffs.*

<sup>130</sup> In the 2016–17 price determination, notified prices for residential and small business customers were based on the costs of supply in south east Queensland and notified prices for large and very large business customers were based on the costs of supply in Ergon Distribution east pricing zone, transmission region one.

<sup>131</sup> The CER publishes non-binding STPs to provide a guide for future final STPs.



*Note: This determination was made under a superseded delegation. The notified prices in this document will not apply.*

### QCA position

Our decision is to require a negative pass-through of a small over-recovery of 2016–17 SRES costs into 2017–18 notified prices, as set out in the table above.

Although these are relatively small amounts, we consider that this pass-through is appropriate, given that the QCA's intent for the pass-through mechanism has always been for it to operate symmetrically. It also ensures that notified prices are aligned with the costs of supply in south east Queensland, which is consistent with the intent of the UTP. This approach is largely consistent with the approach adopted in the 2016–17 price determination.

As stated above, we have previously considered that the cost pass-through mechanism could be used to account for material differences in network charges. However, as the final 2016–17 network charges billed to retailers did not differ from those used to set 2016–17 notified prices, no adjustment is required.

In its submission on the interim consultation paper, Energy Queensland noted that:

the mechanism for estimating energy costs has undervalued both the wholesale price of energy as well as Renewable Energy Certificates. Energy Queensland would support a review of actual versus forecast prices for the 2015–16 period so that the shortfall can be recognised in the 2017–18 prices.<sup>132</sup>

As discussed, we consider that cost pass-through mechanisms should only be restricted to under- or over-recovery of costs attributed to events that are outside the control of the regulated entity such as SRES costs and network charges.

Depending on the regulatory framework that will apply to future price determinations and on whether any changes are made to the UTP or the subsidy arrangements underpinning it, the pass-through provisions discussed here may or may not remain appropriate in the future. Therefore, we cannot commit to the continued availability of a cost pass-through mechanism beyond this price determination.

---

<sup>132</sup> Energy Queensland, Submission on the QCA interim consultation paper, *Regulated electricity prices for 2017–18*, 7 December 2016.



*Note: This determination was made under a superseded delegation. The notified prices in this document will not apply.*

## 7 TRANSITIONAL ARRANGEMENTS

*The delegation requires that the QCA consider maintaining transitional arrangements for tariffs classed as transitional or obsolete, which include farming and irrigation tariffs.*

*The QCA will:*

- *maintain transitional arrangements for tariffs 20 (large), 21, 22 (small and large), 37, 62, 65 and 66, and introduce transitional arrangements for tariffs 47 and 48*
- *maintain the transitional periods established in the 2013–14 final determination for tariffs 20 (large), 21, 22 (small and large), 37, 62, 65 and 66 and introduce a five-year transitional period for tariffs 47 and 48*
- *allow all customers access to transitional tariffs 20 (large), 21, 22 (small and large), 62, 65, and 66 and close tariffs 47 and 48 to new customers<sup>133</sup>*
- *adjust transitional and obsolete tariffs, including tariffs 47 and 48, in line with changes in standard business tariffs, and apply escalation factors to limit charges for transitional and obsolete tariffs falling further below cost in dollar terms.*

### 7.1 Transitional arrangements for transitional and obsolete tariffs

#### Existing transitional and obsolete tariffs

Some business customers, including farmers and irrigators, are currently supplied under transitional or obsolete tariffs. These are legacy retail tariffs for which there is no corresponding network tariff, and which as a result cannot be determined under an N+R approach.

In previous price determinations, the QCA decided that most of these existing transitional and obsolete tariffs (tariffs 20 (large), 21, 22 (small and large), 37, 62, 65 and 66) should continue to be available for a transitional period because some customers would face significant financial impacts if they were moved to a standard business tariff.

The delegation requires that we consider maintaining these transitional arrangements and continuing to allow all customers access to transitional tariffs.

#### QCA position

The QCA will maintain transitional arrangements for existing transitional and obsolete tariffs.

Data from Ergon Retail<sup>134</sup> (see Appendix F) shows that while a significant number of customers would be better off on standard business tariffs, some customers on existing transitional and obsolete tariffs are paying electricity bills significantly below standard business tariffs and below the cost of supplying them with electricity. We consider it appropriate to maintain transitional arrangements, as some customers would face significant price impacts if they were immediately moved to the standard business tariffs, which all other businesses in regional Queensland must pay.

<sup>133</sup> Tariff 37 was made obsolete in 2007 and is not accessible to new customers.

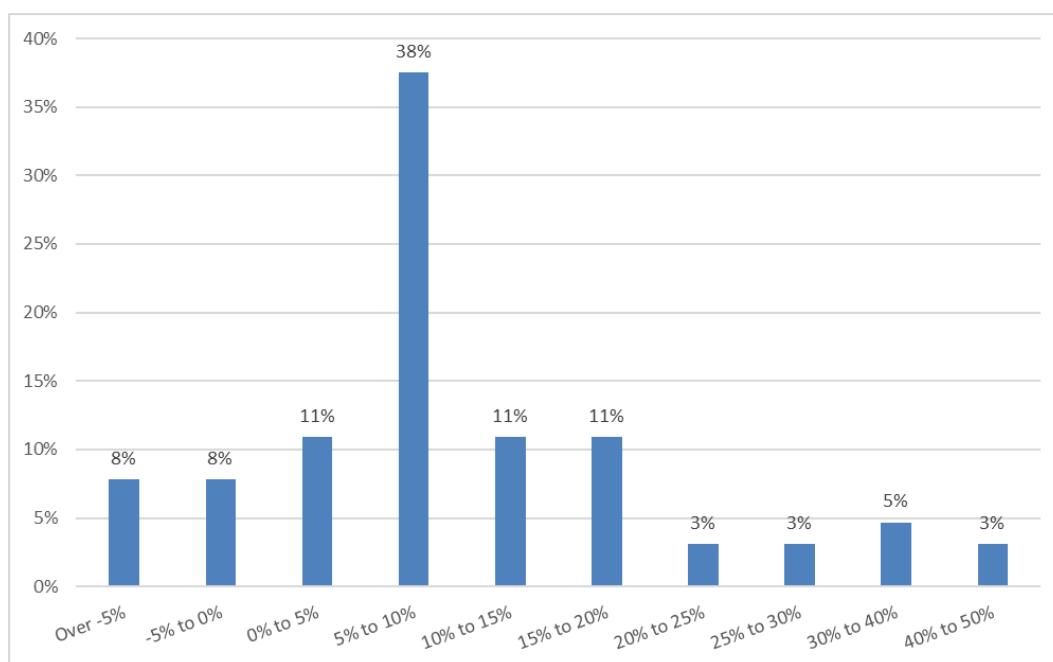
<sup>134</sup> Analysis related to tariffs 20 (large), 21, 22 (small and large), 37, 62, 65 and 66 are based on data provided by Ergon Retail for the 2016–17 final determination. More recent data was not available due to the work program and data migration required to implement Ergon Retail's new billing system.

*Note: This determination was made under a superseded delegation. The notified prices in this document will not apply.*

### Transitional arrangements for customers on tariffs 47 and 48

As discussed in Chapter 3, from 1 July 2017 Ergon Distribution will discontinue its network tariff EDHTT1 which the QCA used as the basis for retail tariffs 47 and 48. Customers currently on these tariffs would likely be required to move to one of the new retail tariffs based on CAC network tariffs,<sup>135</sup> or an alternative large customer tariff, and would face substantially different tariff structures to tariffs 47 and 48. Ergon Retail analysis (see Figure 16 below) shows that while bill impacts for these customers are smaller in percentage terms than for customers on existing transitional and obsolete tariffs, 14 per cent of customers would experience bill increases of 20 per cent or more by moving to the new retail tariffs.

**Figure 16 Estimated bill impact for customers moving from tariffs 47 and 48 to the new high voltage tariffs**



Auctus Resources and the Australian Sugar Milling Council supported the introduction of transitional arrangements for tariff 48, highlighting the potential for price shocks to their businesses. Energy Queensland supported the QCA maintaining its approach to existing transitional and obsolete tariffs in order to provide certainty and confidence in the process, allowing customers to make appropriate investment decisions. Energy Queensland recognised there may be a case for introducing transitional arrangements for tariffs 47 and 48.

#### QCA position

The QCA will introduce transitional arrangements for tariffs 47 and 48.

The latest modelling from Ergon Retail shows customers on tariffs 47 and 48 face comparatively smaller percentage bill increases, with the majority of customers facing bill impacts of 10 per cent or less, and the largest bill impact is less than 50 per cent. In addition, we understand that some customers may be able to reduce these impacts by renegotiating their authorised demand levels, or making changes to their business operations. However, given the size of the operations of some of these customers, and the substantial amounts of electricity they consume, we are inclined to take a conservative approach and introduce transitional arrangements to allow

<sup>135</sup> Tariffs 51A-D, 52A-C and 53. See Chapter 3 for more information on these new tariffs.

*Note: This determination was made under a superseded delegation. The notified prices in this document will not apply.*

customers and their retailers time to adjust their electricity supply contracts and/or operations to suit the new tariffs. We note that a number of customers would be better off on the new retail tariffs and encourage customers currently on tariffs 47 and 48 to talk to their retailer about these new tariffs and how best to prepare for the transition.

### 7.1.1 Transitional periods

#### Existing transitional and obsolete tariffs

In previous price determinations, the QCA determined that transitional and obsolete tariffs should be maintained for a transitional period to allow time for businesses to prepare for the transition to standard business tariffs and recoup some of the value of investments made to suit the level and structure of transitional and obsolete tariffs. In the 2013–14 price determination we determined that tariffs 20 (large), 21, 22 (small and large), 37, 62, 65 and 66 would be made available until 2020.

Canegrowers Isis supported retaining transitional tariffs until such time that an alternative set of tariffs, based on economic viability and capacity to pay, have been introduced. The Queensland Farmers' Federation (QFF) supported extending the transitional period. Cotton Australia recommended that transitional tariffs be 'grandfathered', remaining available to current users while the property stays in the same name and there is no increase in service capacity to the property. Energy Queensland supported maintaining our previous approach to transitional tariffs in order to provide certainty and confidence in the process, allowing customers to make appropriate investment decisions.

#### QCA position

The QCA will maintain the existing transitional periods established in our 2013–14 final determination for existing transitional and obsolete tariffs.

We agree with Energy Queensland that maintaining our approach to existing<sup>136</sup> transitional and obsolete tariffs will help promote certainty for customers and allow them to make appropriate investment decisions to prepare for moving to standard business tariffs. We have considered suggestions that transitional periods be extended, or that transitional and obsolete tariffs be 'grandfathered' (made available to existing customers in perpetuity). The QCA remains of the view that the current transitional periods are appropriate. Grandfathering, or making these tariffs available effectively in perpetuity, would benefit those businesses who retained access to them.<sup>137</sup> However, allowing access to tariffs which are below standard business tariffs would not promote efficient, economical and environmentally sound use of electricity. As such, grandfathering of transitional and obsolete tariffs would not be consistent with the objectives of the Electricity Act.

In addition to the QCA's considerations, the length of transitional periods has been considered by the Queensland Productivity Commission (QPC) in its electricity price inquiry, and the Queensland Government in response to the QPC enquiry. The government did not support extending any

---

<sup>136</sup> Tariffs 20 (large), 21, 22 (small and large), 37, 62, 65 and 66.

<sup>137</sup> Grandfathering transitional and obsolete tariffs would effectively grant a perpetual cost advantage, in the form of additional subsidies under the UTP, to existing businesses over potential new entrants to their industry. While not the basis for determining transitional arrangements, we note this would negatively impact on competition in these industries and the cost to taxpayers of the UTP.

*Note: This determination was made under a superseded delegation. The notified prices in this document will not apply.*

transitional period,<sup>138</sup> and has announced a \$10 million regional business customer support package to assist regional businesses on transitional and obsolete tariffs, including farmers and irrigators, to understand their electricity use, minimise their electricity costs and make informed choices about future tariff options.<sup>139</sup>

### Transitional tariffs 47 and 48

Having introduced transitional arrangements for tariffs 47 and 48, the QCA must now determine an appropriate transitional period. Given the diversity of customers on these tariffs, it is not possible to determine transitional periods based on the life of infrastructure so we must consider bill impacts in making our decision. In its 2013–14 price determination the QCA established two different periods for transitional and obsolete tariffs, based on the potential bill impact on customers of moving to standard business tariffs. These were:

- a seven-year transitional period was established for tariffs 20 (large), 21, 22 (small and large), 37, 62, 65 and 66, as a number of customers would have experienced bill increases of 100 per cent or more
- a shorter two-year transition period for tariffs 41 (large), and 43 as the majority of customers would have experienced bill increases of 10 per cent or less, and only three customers would have experienced bill increases of 50 per cent or more.

Modelling from Ergon Retail (see Figure 16 above) shows the bill impacts for customers on tariffs 47 and 48 are of a similar magnitude, in percentage terms, to those customers faced in 2013–14 on tariffs 41 (large) and 43. Energy Queensland supported a three-year transition period to align the end date of all transitional and obsolete tariffs to avoid confusion and potential equity issues.

### QCA position

Given the types of customers on these tariffs, and the size of their operations and electricity consumption, the QCA is inclined to take a conservative approach and implement a five-year transition period. While a two-year transitional period would be consistent with our earlier decision on tariffs 41 (large) and 43, customers on tariffs 47 and 48 consume a substantial amount of electricity, which means that the similar bill impacts in percentage terms may translate into a more significant bill impact in dollar terms.

While a three-year transitional period, as suggested by Energy Queensland, would align the expiry date of all transitional and obsolete tariffs, our decision must be based on the potential bill impacts for customers on tariffs 47 and 48. We consider a five-year transitional period is necessary to provide sufficient time for customers to adapt their electricity supply contracts, and their operations, to the new tariff structures.

## 7.1.2 Access to transitional tariffs

The delegation requires that the QCA consider continuing to allow all customers access to transitional tariffs.

In the 2013–14 price determination, the QCA decided that all business customers should have access to tariffs 20 (large), 21, 22 (small and large), 62, 65, and 66<sup>140</sup> throughout the transitional

<sup>138</sup> Queensland Government, *Queensland Government response to the Queensland Productivity Commission Electricity Pricing Inquiry*, November 2016, p. 11.

<sup>139</sup> See [https://www.dews.qld.gov.au/\\_\\_data/assets/pdf\\_file/0018/940032/regional-business.pdf](https://www.dews.qld.gov.au/__data/assets/pdf_file/0018/940032/regional-business.pdf).

<sup>140</sup> Tariff 37 cannot be accessed by new customers as it was classified as obsolete on 1 July 2007.

*Note: This determination was made under a superseded delegation. The notified prices in this document will not apply.*

period, subject to individual tariff terms and conditions. We made this decision so that all businesses are treated equitably. In subsequent determinations we noted that we would consider closing access to transitional tariffs to new customers if there was a significant increase in the number of customers accessing transitional tariffs, and thereby an increase in the subsidy paid by taxpayers. In the 2016–17 price determination, we found no significant increase in customers accessing these tariffs and we decided to continue to allow open access.

The ASMC did not support closing tariff 48 to new customers, as sugar mills were changing from transitional tariff 22 to tariff 48 in the non-crushing season enabling them to save up to 57 per cent on their electricity costs.<sup>141</sup> The ASMC stated that this was 'in Ergon's best interests'<sup>142</sup> and that tariff 48 should remain open to new customers as this strategy 'enhances the efficiency of the network'.<sup>143</sup>

Energy Queensland supported the QCA maintaining its approach to transitional tariffs in order to provide certainty and confidence in the process, allowing customers to make appropriate investment decisions. Energy Queensland also supported closing access to tariffs 47 and 48 to new customers.

### QCA position

The QCA will:

- classify tariffs 47 and 48 as obsolete, closing them to new customers while allowing existing customers to access them<sup>144</sup>, and
- continue to allow all business customers to have access to transitional tariffs 20 (large), 21, 22 (small and large), 62, 65, and 66.

The QCA considers classifying tariffs 47 and 48 as obsolete, which means closing them to new customers while allowing existing customers to access them, strikes the right balance between:

- allowing existing businesses which have invested primarily based upon the price signals in these tariffs time to adjust their operations to the new tariffs, and
- encouraging new customers to make investments based on the new retail pricing signals.

Allowing new customers to access these tariffs may encourage long term investment and business decisions based on the legacy price signals in tariffs 47 and 48, which would make the final transition to standard business tariffs more difficult.

The QCA notes comments from the ASMC who was against closing tariff 48 to new customers on the basis that it would prevent its members from significantly reducing their electricity costs by switching between transitional tariff 22 and tariff 48. The ASMC argues the QCA should allow this practice to continue because it 'enhances the efficiency of the network'.<sup>145</sup> However, a key reason

---

<sup>141</sup> Australian Sugar Milling Council, Submission on the QCA interim consultation paper, *Regulated electricity prices for 2017–18*, 7 December 2016.

<sup>142</sup> Australian Sugar Milling Council, Submission on the QCA draft determination, *Regulated electricity prices for 2017–18*, 3 April 2017, p. 2.

<sup>143</sup> Australian Sugar Milling Council, Submission on the QCA draft determination, *Regulated electricity prices for 2017–18*, 3 April 2017, p. 3.

<sup>144</sup> Classifying tariffs 47 and 48 as obsolete means that existing customers would be able to remain on these tariffs during the transitional period. However, if an existing customer switched to a different retail tariff, they would not be able to switch back to tariffs 47 or 48.

<sup>145</sup> Australian Sugar Milling Council, Submission on the QCA draft determination, *Regulated electricity prices for 2017–18*, 3 April 2017, p. 3.

*Note: This determination was made under a superseded delegation. The notified prices in this document will not apply.*

the QCA has classified retail tariff 48 as obsolete is because the network tariff underpinning it has been superseded by new network tariffs developed as part of Ergon Distribution's future network tariff strategy. The QCA considers network efficiency would be best enhanced by large customers moving to standard business retail tariffs that incorporate current network tariffs and price signals.<sup>146</sup>

The decision to allow new customers to access transitional tariffs was not intended to enable customers on transitional tariffs to move even further away from standard business tariffs, effectively increasing their level of subsidy from taxpayers, nor was it to provide network price signals. The QCA allowed new customers to access transitional tariffs in the interests of equity for all businesses, but recognised that there could be an adverse impact on competition, and the level of government subsidy, if retailers ended up supplying too many customers below cost. In subsequent price determinations we considered data from Ergon Retail on the number of customers accessing transitional tariffs as part of our decision to continue allowing allow new customers to access these tariffs.

The latest data from Ergon Retail does not indicate a significant increase in the number of customers accessing existing transitional tariffs.<sup>147</sup> While the submission from Canegrowers Isis suggests that its members would benefit from increased flexibility in choosing different tariffs, it does not specifically state that these members are using access to transitional tariffs to increase their level of government subsidy.

Unfortunately, the timeframes for making this price determination do not allow for an investigation into whether customers on existing transitional tariffs are using access to transitional tariffs to increase their level of subsidy and move further away from the prices of standard business tariffs. For these reasons the QCA will maintain its approach of allowing new customers to access tariffs 20 (large), 21, 22 (small and large), 62, 65, and 66 in 2017–18. However, should we receive a delegation from the Minister to set 2018–19 notified prices, the QCA will investigate the prevalence of these practices and consider whether it remains appropriate to continue to allow new customers to access transitional tariffs.

### 7.1.3 Escalation of transitional and obsolete tariffs

Transitional and obsolete tariff charges are not determined using an N+R approach like other tariffs. In past price determinations the QCA's general approach to setting charges for each transitional and obsolete tariff was to adjust the charges based on the percentage change in the charges in the standard business tariff that customers would otherwise pay. We then applied additional escalation factors to these increases to limit charges for transitional and obsolete tariffs falling further below cost in dollar terms.<sup>148</sup> Escalation factors of 1.1, 1.25 or 1.5 were applied, depending on the gap between customer bills under transitional and obsolete tariffs and corresponding standard business tariffs. Where the largest proportion of customer bills would likely be impacted by 10 per cent or less, an escalation factor of 1.1 was applied; where impacts

---

<sup>146</sup> Tariffs 51A-D, 52A-C and 53. See Chapter 3 for more information on these new tariffs.

<sup>147</sup> Tariffs 20 (large), 21, 22 (small and large), 37, 62, 65 and 66.

<sup>148</sup> As any given percentage increase in a higher (such as a standard business tariff) bill will be greater expressed in dollar terms than the same percentage increase in a smaller (such as a transitional or obsolete tariff) bill. For example, if two bills of \$1,000 and \$2,000 each increased by 10% to \$1,100 and \$2,200 respectively, the dollar difference between them would increase from \$1,000 to \$1,100.

*Note: This determination was made under a superseded delegation. The notified prices in this document will not apply.*

were between 10 per cent and 100 per cent, an escalation factor of 1.25 was applied; and where impacts exceeded 100 per cent, an escalation factor of 1.5 was applied.<sup>149</sup>

In the 2016–17 price determination the QCA applied an escalation factor of 1.1 for all transitional and obsolete tariffs to limit charges falling further below cost in dollar terms. Under our general approach in previous price determinations, the escalation factors for most of these tariffs would have been 1.25 or 1.5. However, given the substantial price increases that customers on transitional and obsolete tariffs have experienced in recent years and that customers on these tariffs were more than halfway through the transition to standard business tariffs, we decided to only apply the minimum escalation factor of 1.1.

The ASMC did not support escalation of transitional tariffs as it considered the fundamental assumptions of Ergon Distribution network pricing model to be flawed. Canegrowers considered there was no justification for increasing irrigation tariffs at a faster rate than other electricity tariffs. Cotton Australia recommended that the QCA cease applying escalation factors. Energy Queensland supported applying appropriate escalation factors, noting that the customer impact burden to shift customers to cost-reflective tariffs increased every time a new customer accessed them and that an escalation factor was needed to make transitional tariffs less attractive.

#### QCA position

The QCA has adjusted transitional and obsolete tariffs in line with changes in standard business tariffs, and applied escalation factors to limit charges for transitional and obsolete tariffs falling further below cost in dollar terms. This is consistent with previous determinations.

The QCA will apply the following escalation factors in line with the gap between customer bills under transitional and obsolete tariffs and corresponding standard business tariffs:

- 1.1 where the largest proportion of customer bills would likely be impacted by 10 per cent or less
- 1.25 where the largest proportion of customer bills would likely be impacted by between 10 per cent and 100 per cent
- 1.5 where the largest proportion of customer bills would likely be impacted by more than 100 per cent.

Table 13 maps transitional and obsolete tariffs to small and large customer standard business tariffs, shows the percentage increase forecast for standard business tariffs in 2017–18. Consistent with the 2016–17 price determination, we have used the small business tariff 20 as the basis for escalating small customer transitional tariffs 21, 62, 65 and 66.

The latest data from Ergon Retail, received shortly before the final determination, shows a significant increase in the number of small customers being supplied under tariff 37. Ergon advised this likely as a result of an error in previous data being extracted from the billing system for the purposes of analysis. Due to the significant change in the data there is some uncertainty around which tariff is the correct benchmark for adjusting tariff 37. The QCA considers it prudent to investigate the issue further and consult with stakeholders before changing our approach to adjusting tariff 37. Consistent with previous determinations, for 2017–18 notified prices we will continue to adjust tariff 37 based on large customer tariffs.

---

<sup>149</sup> In the 2015–16 price determination the QCA left transitional and obsolete tariffs unchanged, as standard business tariffs fell in price.



*Note: This determination was made under a superseded delegation. The notified prices in this document will not apply.*

**Table 13 Alignment of tariffs and underlying cost increases**

<i>Transitional or obsolete tariff</i>	<i>Standard business tariff<sup>a</sup></i>	<i>Standard business tariff annual bill increase (%)<sup>b</sup></i>
Tariffs 21, 62, 65, 66	Tariff 20	8.2
Tariffs 20 (large), 22 (small and large), 37 <sup>c</sup> , 47 <sup>d</sup>	Tariffs 44–46	7.7 <sup>e</sup>
Tariff 48 <sup>d</sup>	Tariffs 51A–51D, 53	11.0 <sup>f</sup>

**a** *The most appropriate tariff depends on the customer's demand and voltage requirements.*

**b** *The price increases for 2017–18 transitional/obsolete tariffs (Table 14) have been calculated using unrounded annual bill increase percentages.*

**c** *Tariff 37 is aligned with large customer tariffs for setting notified prices. Small customers on tariff 37 will most likely move to tariff 20 or 22A.*

**d** *Tariff 47 can only be accessed by large standard asset customers, so this tariff aligns with standard business tariffs accessible to these customers. Tariff 48 can only be accessed by large connection asset customers or individually calculated customers, so this tariff aligns with standard business tariffs 51A–51D and 53.*

**e** *This is the average of typical customer bill increases across tariffs 44, 45 and 46.*

**f** *This is the average of typical customer bill increases across tariffs 51A–51D and 53.*

Table 14 summarises the likely percentage impacts on electricity bills for customers on each transitional and obsolete tariff moving to an equivalent standard business tariff (see Appendix F for further details) and the corresponding escalation factor for each transitional and obsolete tariff.

**Table 14 Likely impact on electricity bills for customers on transitional and obsolete tariffs moving to equivalent 2016–17 standard business tariffs**

<i>Transitional tariff</i>	<i>Standard business tariff</i>	<i>Percentage of customers who would experience less than 10% increase in bills (%)</i>	<i>Percentage of customers who would experience 10% to 100% increase in bills (%)</i>	<i>Percentage of customers who would experience greater than 100% increase in bills (%)</i>	<i>Escalation factor</i>
Tariff 20 (large)	Tariff 44 to 46 <sup>a</sup>	75.9	9.4	14.7	1.1
Tariff 21	Tariff 20	10.8	66.1	23.1	1.25
Tariff 22 (small and large)	Tariff 44 to 46 <sup>a</sup>	70.7	15.6	0.0	1.1
Tariff 37 <sup>b</sup>	Tariff 44 to 46 <sup>a</sup>	44.5	38.7	16.8	1.1
Tariff 47	Tariff 44 to 46 <sup>a</sup>	64.1	35.9	0.0	1.1
Tariff 48	Tariffs 51A–D, 53 <sup>a</sup>	64.1	35.9	0.0	1.1
Tariff 62	Tariff 20	40.3	59.4	0.5	1.25
Tariff 65	Tariff 20	53.9	45.8	0.3	1.1
Tariff 66	Tariff 20	60.1	39.3	0.6	1.1

**a** *Standard business tariff determined based on individual customer usage and demand levels.*



*Note: This determination was made under a superseded delegation. The notified prices in this document will not apply.*

**b** *The escalation factor for tariff 37 has been calculated based on the bill impacts for large customers, as discussed above.*

*Note: Ergon Retail data applies a derived demand profile for customers where demand data is unavailable. Cost impacts may be over- or understated for individual customers depending on their unique demand profile.*

*Source: QCA analysis of Ergon Retail data.*

## 7.2 Conclusion on transitional arrangements

Table 15 outlines our decision on transitional arrangements for 2017–18.

**Table 15 Transitional arrangements for 2017–18**

<i>Obsolete or transitional tariff</i>	<i>Period to be retained</i>	<i>2017–18 price increase (%)<sup>a</sup></i>
Tariff 20 (large) –transitional	3 years	8.4
Tariff 21–transitional	3 years	10.3
Tariff 22 (small and large) –transitional	3 years	8.4
Tariff 37–obsolete	3 years	8.4
Tariff 47–obsolete	5 years	8.4
Tariff 48–obsolete	5 years	12.1
Tariff 62–transitional	3 years	10.3
Tariff 65–transitional	3 years	9.0
Tariff 66–transitional	3 years	9.0

**a.** *The 2017–18 price increase percentages are rounded numbers. We used these rounded price increases in deriving the 2017–18 transitional/obsolete tariffs.*

*Note: This determination was made under a superseded delegation. The notified prices in this document will not apply.*

## 8 FINAL DETERMINATION

*This chapter sets out our final determination of regulated retail electricity prices (notified prices) to apply from 1 July 2016 to 30 June 2017, as well as customer impacts.*

*Under the network plus retail (N+R) approach, retail tariffs are aligned with 2017–18 network tariffs and charges submitted to the AER by Energex and Ergon Energy. The network tariffs used to develop retail tariffs are discussed in Chapter 3.*

*Chapters 4, 5 and 6 set out our decisions on energy costs, retail costs and other allowances, which comprise the R component of the retail tariff calculation.*

*Chapter 7 sets out our decisions on notified prices and transitional arrangements for retail tariffs that have been declared transitional or obsolete.*

*The regulated retail tariffs and notified prices are to be published in a tariff schedule, which includes other information, including the eligibility criteria and terms and conditions for each tariff. A copy of this is provided in Appendix G.*

### 8.1 Notified prices

The following tables set out our final determination of regulated retail tariffs and prices for 2017–18. All tariffs are presented exclusive of goods and services tax (GST).

**Table 16 Regulated retail tariffs and prices for residential customers (excl. GST), 2017–18**

Retail tariff	Fixed charge <sup>a</sup>	Usage charge (peak)	Usage charge (flat/off-peak)	Demand charge (peak)	Demand charge (off-peak)
	c/day	c/kWh	c/kWh	\$/kW/mth	\$/kW/mth
Tariff 11—Residential (flat rate)	88.101		27.036		
Tariff 12A—Residential (time-of-use) <sup>b</sup>	92.882	62.116	22.049		
Tariff 14—Residential (time-of-use demand) <sup>c</sup>	56.317		18.081	64.259	9.695
Tariff 31—Night rate (super economy)			16.323		
Tariff 33—Controlled supply (economy)			21.584		

*a. Charged per metering point.*

*b. Peak—3 pm to 9.30 pm (December, January and February); off peak—all other times.*

*c. Peak demand—3 pm to 9:30 pm (December, January and February); off peak demand—3 pm to 9.30 pm (March to November).*

*Note: This determination was made under a superseded delegation. The notified prices in this document will not apply.*

**Table 17 Regulated retail tariffs and prices for small business and unmetered supply customers, other than street lighting (excl. GST), 2017–18**

Retail tariff	Fixed charge <sup>a</sup>	Usage charge (peak)	Usage charge (flat/off-peak)	Demand charge (peak)	Demand charge (off-peak/flat)
	c/day	c/kWh	c/kWh	\$/kW/mth	\$/kW/mth
Tariff 20—Business (flat rate)	121.491		28.994		
Tariff 22A—Business (time-of-use) <sup>b</sup>	121.491	59.556	25.006		
Tariff 24—Business (time-of-use demand) <sup>c</sup>	76.658		19.833	101.001	10.663
Tariff 41—Low voltage (demand)	552.453		16.941		26.211
Tariff 91—Unmetered			26.099		

*a. Charged per metering point.*

*b. Peak—10 am to 8 pm on weekdays (December, January and February); off-peak—all other times.*

*c. Peak demand—10 am to 8 pm on weekdays (December, January and February); off peak demand—10 am to 8 pm on weekdays (March to November).*

**Table 18 Regulated retail tariffs and prices for large business and street lighting customers (excl. GST), 2017–18**

Retail tariff	Fixed charge	Usage charge (peak)	Usage charge (flat/off-peak)	Demand charge (peak)	Demand charge (off-peak/flat)
	c/day	c/kWh	c/kWh	\$/kW/mth	\$/kW/mth
Tariff 44—Over 100 MWh small (demand)	5047.367		14.914		37.763
Tariff 45—Over 100 MWh medium (demand)	16246.438		14.914		28.451
Tariff 46—Over 100 MWh large (demand)	42273.724		14.892		23.288
Tariff 50—Over 100 MWh seasonal time-of-use (demand) <sup>a</sup>	4140.904	14.468	17.252	63.640	11.597
Tariff 71—Street lighting <sup>b</sup>	0.525		32.025		

*a. Peak demand is charged on maximum metered demand exceeding 20 kilowatts on weekdays between 10 am to 8 pm in summer months (December, January and February). Off-peak demand is charged on maximum metered demand exceeding 40 kilowatts during non-summer months (March to November). Peak usage is charged on all usage in summer months (December, January and February). Off-peak usage is charged on all usage during non-summer months (March to November).*

*b. The fixed charge for street lighting applies to each lamp.*

*Note: This determination was made under a superseded delegation. The notified prices in this document will not apply.*

**Table 19 Regulated retail tariffs and prices for very large business customers (excl. GST), 2017–18**

Retail tariff	Fixed charge	Usage charge (peak)	Usage charge (flat/off-peak)	Connection Unit	Capacity (flat/off-peak)	Demand charge (flat/peak)	Excess Reactive Power charge
	c/day	c/kWh	c/kWh	\$/day/unit	\$/kVA of AD/mth	\$/kVA/mth	\$/excess kVA/mth
Tariff 51A—over 4 GWh high voltage (CAC 66kV)	27650.387		14.300	10.523	4.714	2.784	4.454
Tariff 51B—over 4 GWh high voltage (CAC 33kV)	20825.387		14.300	10.523	5.632	2.784	4.454
Tariff 51C—over 4 GWh high voltage (CAC 22/11kV Bus)	19355.387		14.304	10.523	6.475	3.452	4.454
Tariff 51D—over 4 GWh high voltage (CAC 22/11kV Line)	18515.387		14.321	10.523	12.599	6.903	4.454
Tariff 52A—over 4 GWh high voltage (CAC STOUD 33/66kV) <sup>a</sup>	15050.387	13.743	14.188	10.523	7.477	12.248	4.454
Tariff 52B—over 4 GWh high voltage (CAC STOUD 22/11kV Bus) <sup>a</sup>	15050.387	13.747	14.193	10.523	5.250	44.093	4.454
Tariff 52C—over 4 GWh high voltage (CAC STOUD 22/11kV Line) <sup>a</sup>	15050.387	13.764	14.209	10.523	9.704	80.540	4.454
Tariff 53—over 40 GWh high voltage (ICC) <sup>b</sup>	18515.387		14.321		12.599	6.903	4.454

*a. Peak demand is charged on maximum kVA demand during summer peak demand window times (weekdays between 10 am and 8 pm in December, January and February). Off-peak capacity is charged on the greater of either the customer's kVA authorised demand or the actual monthly half-hour maximum kVA demand. The actual monthly maximum demand is measured all year excluding summer peak demand window times (all year excluding weekdays between 10 am and 8 pm in December, January and February). Peak usage is charged on all usage in summer months (December, January and February). Off-peak usage is charged on all usage during non-summer months (March to November).*

*b. Ergon Distribution advised that ICCs do not incur connection unit charges on a network level.*

*Note: This determination was made under a superseded delegation. The notified prices in this document will not apply.*

**Table 20 Transitional and obsolete regulated retail tariffs and prices (excl. GST), 2017–18**

<i>Retail tariff</i>	<i>Fixed charge</i>	<i>Min charge</i>	<i>Usage rate 1<sup>a</sup></i>	<i>Usage rate 2<sup>b</sup></i>	<i>Usage rate 3<sup>c</sup></i>	<i>Usage rate (flat)</i>	<i>Capacity (up to 7.5kw)</i>	<i>Capacity (Over 7.5kw)</i>
	<i>c/day</i>	<i>c/day</i>	<i>c/kWh</i>	<i>c/kWh</i>	<i>c/kWh</i>	<i>c/kWh</i>	<i>\$/kW/yr</i>	<i>\$/kW/yr</i>
Tariff 20 (large) –transitional	77.429					37.875		
Tariff 21 –transitional		76.225	51.799	48.669	37.050			
Tariff 22 (small and large) – transitional	186.090		50.190		17.674			
Tariff 37 <sup>d</sup> –obsolete		30.851	21.969		54.949			
Tariff 62 –transitional	82.332		48.818	41.282	17.262			
Tariff 65 –transitional	81.362		38.482		21.196			
Tariff 66 –transitional	179.318					20.170	39.118	117.614

*a. Tariff 21—first 100 kWh; tariff 22—7 am to 9 pm Mon. to Fri.; tariff 37—10.30 pm to 4:30 pm; tariff 62—7 am to 9 pm Mon. to Fri. first 10,000kWh; tariff 65—12hr peak.*

*b. Tariff 21—101 to 10,000 kWh; tariff 62—7 am to 9 pm Mon. to Fri. over 10,000 kWh.*

*c. Tariff 21—over 10,000 kWh; tariff 22—all other times; tariff 37—4.30 pm to 10:30 pm; tariffs 62, & 65—all other times.*

*d. Tariff 37 became obsolete on 1 July 2007. It is only available to customers taking continuous supply under tariff 37 from 30 June 2007.*

*Note: This determination was made under a superseded delegation. The notified prices in this document will not apply.*

**Table 21 Obsolete high voltage regulated retail tariffs and prices (excl. GST), 2017–18**

<i>Retail tariff</i>	<i>Fixed charge</i>	<i>Usage charge (flat/off-peak)</i>	<i>Demand charge (off-peak/flat)</i>
	<i>c/day</i>	<i>c/kWh</i>	<i>\$/kW/mth</i>
Tariff 47 <sup>a</sup> —obsolete	45021.992	12.539	28.071
Tariff 48 <sup>a</sup> —obsolete	47047.897	12.967	29.029

*a. Tariffs 47 and 48 will become obsolete on 1 July 2017. They will only be available to customers taking continuous supply under tariffs 47 and 48 from 30 June 2017.*

## 8.2 Customer impacts

### Why will notified prices change between 2016–17 and 2017–18?

Notified prices will change between 2016–17 and 2017–18 due largely to movements in energy costs and network costs.

Energy costs will increase for all customers in 2017–18, primarily driven by substantial increases in wholesale energy costs. The changes in estimated wholesale energy costs are substantial and reflect the projected continued tightening of the demand-supply conditions in the Queensland region as well as other regions of the NEM in 2017–18. The QCA's consultant, ACIL Allen, has advised that the tightening is due to several factors, including the increase in demand from in-field gas compression associated with the Queensland LNG export facilities, little additional renewable capacity in Queensland<sup>150</sup>, and changes in the expected demand-supply balance in Victoria (the closure of Hazelwood power station in Victoria and continued operation of the Portland smelter).<sup>151 152</sup>

In contrast, network costs have decreased for many customers. These decreases are a result of the AER's final decisions on Energex's and Ergon Energy's 2015–20 distribution determinations. However, these decreases have not been sufficient to offset the substantial increase in energy costs.

### Why are the 2017–18 notified prices different to those in the draft determination?

Consistent with our approach in previous price determinations, we have updated the expected costs of supply between the draft and final determinations. Consequently, the 2017–18 notified prices are different to those in the draft determination.

The key driver of the change has been wholesale energy costs, which have increased substantially since the draft determination. The increase reflects the higher actual wholesale electricity contract prices paid by electricity retailers since mid-November 2016 (the cut-off date for ACIL Allen's estimates for the draft determination). Contract prices have increased due to a marked

<sup>150</sup> While a number of new renewable energy projects are planned, only a limited amount of new renewable generation will be fully operational in 2017–18, with a number of renewable energy projects likely to commence operation towards the end of, or after, the 2017–18 financial year in mid-2018.

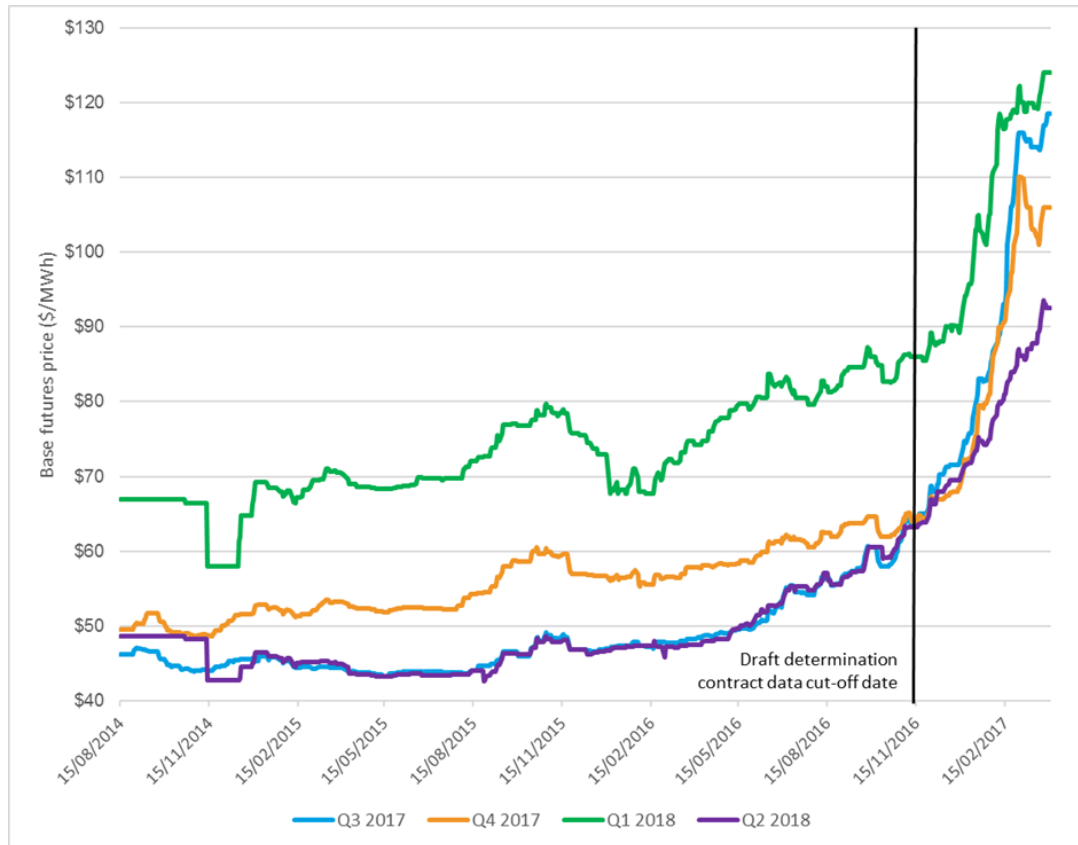
<sup>151</sup> Wholesale electricity is sold through the NEM, which allows electricity to trade across five interconnected regions (Queensland, New South Wales, Victoria, South Australia and Tasmania). The interconnected nature of the market means changes in the demand/supply balance in one region will impact on other regions of the NEM.

<sup>152</sup> ACIL Allen, *Estimated Energy Costs—2017–18 Retail Tariffs*, 11 January 2017, p. 24.

*Note: This determination was made under a superseded delegation. The notified prices in this document will not apply.*

change in market participants' expectations about future spot prices, market volatility, and the demand–supply balance (particularly in summer 2017-18). Figure 17 illustrates the change in contract prices since the draft determination.

**Figure 17 ASX Queensland base load electricity futures**



As with previous determinations, there has been a substantial increase in the volume of contracts traded between the contract data cut-off dates of the draft determination and the final determination. As ACIL Allen uses a trade-weighted approach to calculate the contract prices that underpin its estimates of wholesale energy costs, the increase in trade volumes post-draft determination means contract prices after that date have impacted significantly on forecast wholesale energy costs.

### How will the QCA's price determination impact on customer bills?

To illustrate the impacts of the final determination on customer bills, we have provided comparisons of the annual amount typical customers<sup>153</sup> would have paid under 2016–17 notified prices and the annual amount that they will pay under 2017–18 notified prices. It is important to note that this information is only intended to show the impact of the annual change in notified prices on a typical customer's bill. It is not intended to demonstrate the annual change in the total amount a customer will pay their electricity retailer in a given year.

Many customers will incur additional charges that are not set by the QCA and cannot legally be included in notified prices. For example, most customers will also pay metering charges. These

<sup>153</sup> The typical customer for a given retail tariff is the median or middle customer in terms of consumption out of all customers on that tariff in regional Queensland. The typical customer consumption data is provided by Ergon Retail and more information is provided at Appendix H.

*Note: This determination was made under a superseded delegation. The notified prices in this document will not apply.*

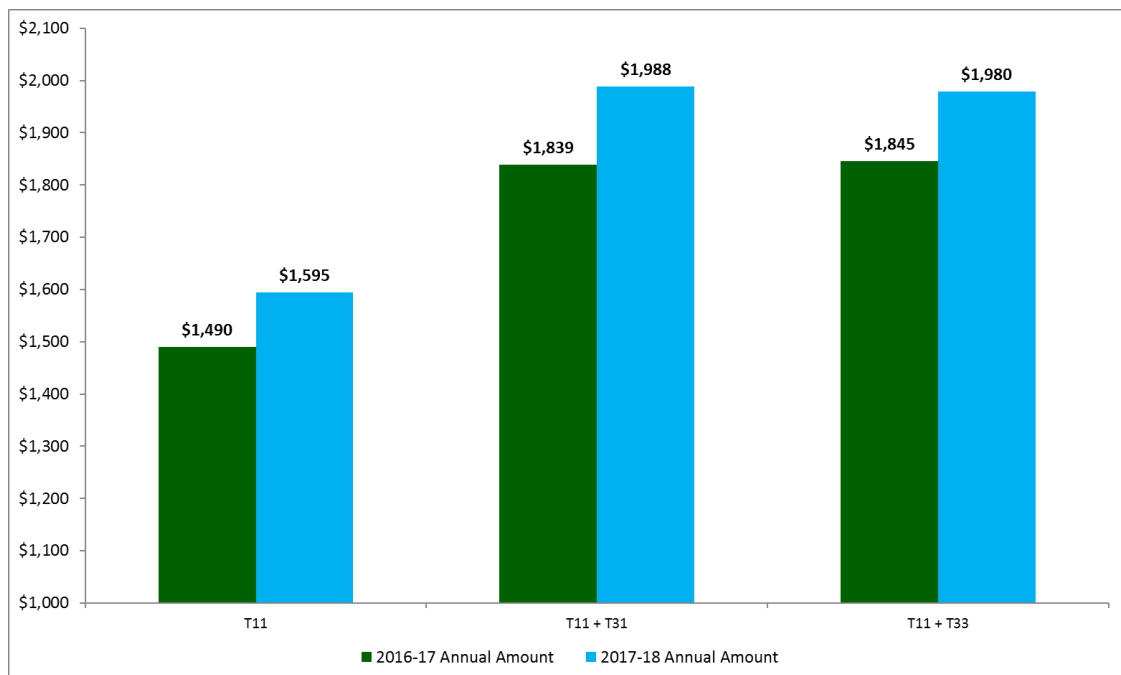
charges are set by the AER and will vary from customer to customer depending on a range of factors, including (but not limited to) the type of meter installed, the number of tariffs a customer uses and whether a customer has a solar power system. As these charges do not form part of notified prices or the QCA's price determination, they have not been included in the customer impact analysis for notified prices.

### Residential customers

The main retail tariff for residential customers is tariff 11. Many customers on tariff 11 are also on one of the controlled load tariffs (tariffs 31 and 33)<sup>154</sup>.

The annual notified price bill for a typical customer on tariff 11 will increase by 7.1 per cent from \$1,490 (GST inclusive) to \$1,595 (GST inclusive), as a result of the change in notified prices between 2016–17 and 2017–18. For a typical customer on a combination of tariffs 11 and 31 or tariffs 11 and 33, the increase will be 8.1 per cent and 7.3 per cent respectively. However, the impact on individual customers will vary depending on their consumption. Customers with lower consumption than the typical customer will face smaller increases while higher-consumption customers face larger increases.

**Figure 18 Impact of the change in notified prices on typical residential customers (incl. GST), 2017–18**



*Note: The annual amounts have been rounded to the closest dollar.*

<sup>154</sup> Controlled load tariffs may be used for appliances such as water heaters and pool pumps. These tariffs are generally cheaper than tariff 11 as customers are only guaranteed supply for a set number of hours (tariff 31 guarantees supply for 8 hours per day and tariff 33 guarantees supply for 18 hours per day).



*Note: This determination was made under a superseded delegation. The notified prices in this document will not apply.*

**Table 22 Further detail on the impact of the change in notified prices on customers on the main residential tariff (tariff 11, incl. GST), 2017–18**

Description	Annual consumption (kWh)	2016–17 annual amount (\$)	2017–18 annual amount (\$)	Change	
				(\$)	(%)
25th Percentile customer <sup>a</sup>	2568	\$1,055.06	\$1,117.68	\$62.62	5.9%
Median customer <sup>b</sup>	4173	\$1,489.55	\$1,595.00	\$105.45	7.1%
75th Percentile customer <sup>c</sup>	6478	\$2,113.54	\$2,280.50	\$166.96	7.9%

*a One-quarter of regional Queensland customers will use less electricity than the 25th percentile customer.*

*b Half of regional Queensland customers will use less electricity than the median customer.*

*c Three-quarters of regional Queensland customers will use less electricity than the 75th percentile customer.*

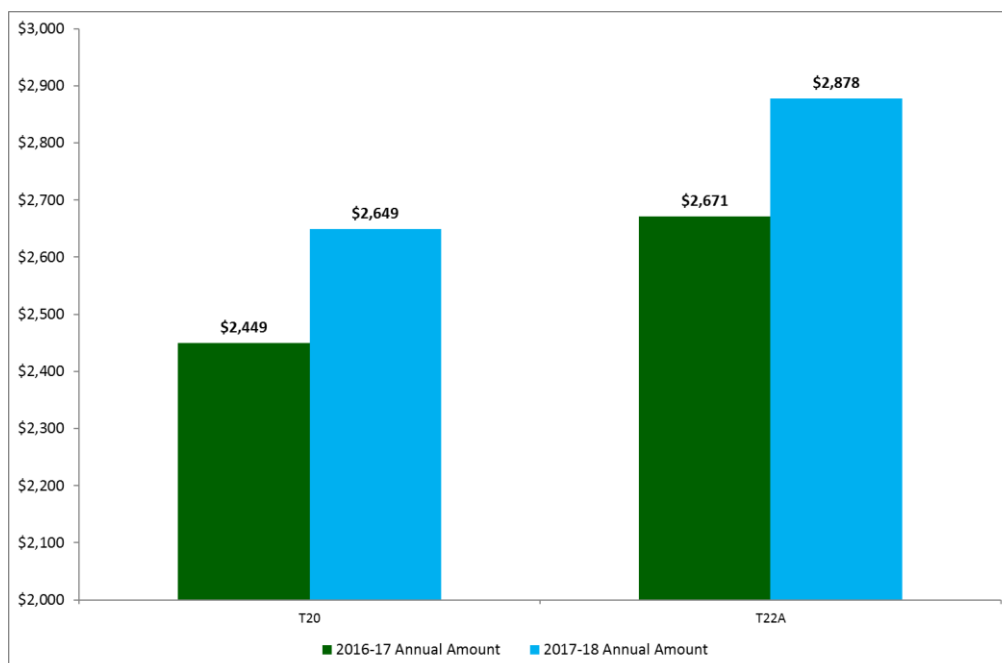
*Note: 25th percentile, median and 75th percentile usage data for regional Queensland customers are supplied by Ergon Retail, who calculate these figures based on all their customers on the stated tariff(s). See Appendix H for more information. Totals may not add up due to rounding.*

### Small business customers

The annual notified price bill for a typical customer on the main small business tariff (tariff 20) will increase by \$200 or 8.2 per cent as a result of the change in notified prices between 2016–17 and 2017–18. For a typical customer on the seasonal time-of-use tariff (tariff 22A), the expected increase will be slightly lower, at 7.7 per cent.

However, it is important to note that bill impacts for individual customers will vary depending on their level of consumption and, if the customer is on tariff 22A, the pattern of their consumption.

**Figure 19 Impact of the change in notified prices on typical small business customers (incl. GST), 2017–18**



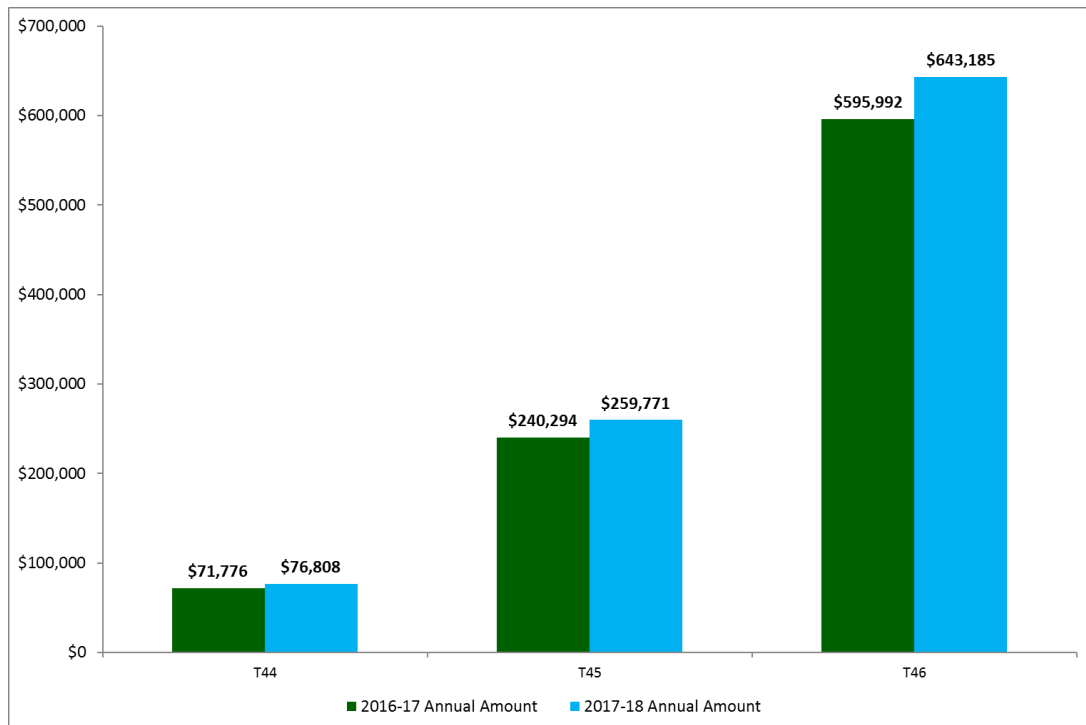
*Note: The annual amounts have been rounded to the closest dollar.*

*Note: This determination was made under a superseded delegation. The notified prices in this document will not apply.*

### Large business customers

Typical large business customers will see increases in their annual notified price bills of between 7.0 per cent and 8.1 per cent as a result of the change in notified prices between 2016–17 and 2017–18. However, it is important to note that bill impacts for individual customers will vary depending on their level and pattern of consumption.

**Figure 20 Impact of the change in notified prices on typical large business customers (incl. GST), 2017–18**



*Note: The annual amounts have been rounded to the closest dollar.*

### What is the QCA's approach to transitional and obsolete tariffs?

Some business customers, including farmers and irrigators, are supplied under transitional or obsolete tariffs. These retail tariffs are legacy retail tariffs for which there is no corresponding network tariff. As a result, the prices of these tariffs cannot be determined under the N+R cost build-up methodology.

Transitional and obsolete tariffs have been made available for several years to allow customers to transition to standard business tariffs and recoup some of the investments made to suit the level and structure of transitional or obsolete tariffs. Based on information from Ergon Retail, many customers on these tariffs may incur lower electricity bills if they moved immediately to a standard business tariff, but some customers would face much higher bills.

The QCA has maintained transitional arrangements for 2017–18 and adjusted the charges in each transitional and obsolete tariff in line with the percentage increases in the standard business tariffs customers would otherwise pay. The QCA has also applied an additional escalation factor to limit charges for transitional and obsolete tariffs falling further below cost in dollar terms. This approach is consistent with the QCA's general approach in previous price determinations.

The QCA has also introduced transitional arrangements for customers on existing high voltage retail tariffs, as Ergon Distribution intends to phase out the network tariff underlying these tariffs in 2017–18. Under the transitional arrangements, the two high voltage retail tariffs (tariffs 47 and

*Note: This determination was made under a superseded delegation. The notified prices in this document will not apply.*

48) have been classed as obsolete and therefore will only be available to existing customers for a transitional period of five years. Consistent with our approach to other transitional and obsolete tariffs, we have adjusted these tariffs in line with changes in the relevant standard business tariffs, and applied escalation factors to limit charges falling further below cost, in dollar terms.

We consider that this approach strikes the right balance, as it will allow existing customers on the two high voltage retail tariffs time to adjust their operations before moving to alternative retail tariffs. It also ensures that new customers do not make long-term investment and business decisions based on legacy high voltage tariffs that will only be available for five years. Given that many of these customers are likely to be using very large amounts of energy (tariff 48 customers are some of the largest energy users in Queensland) and making significant capital investments, we consider it is important that they make those decisions based on the correct pricing signals.

Table 23 shows price changes and transition periods for all transitional and obsolete tariffs.

**Table 23 Final decision—transitional arrangements for 2017–18**

<i>Obsolete or transitional tariff</i>	<i>Period to be retained (years)</i>	<i>2017–18 price increase (%)</i>
Tariff 20 (large)—transitional	3	8.4
Tariff 21—transitional	3	10.3
Tariff 22 (small and large)—transitional	3	8.4
Tariff 37—obsolete	3	8.4
Tariff 47—obsolete	5	8.4
Tariff 48—obsolete	5	12.1
Tariff 62—transitional	3	10.3
Tariff 65—transitional	3	9.0
Tariff 66—transitional	3	9.0

---

## GLOSSARY

---

AEMC	Australian Energy Market Commission
AEMO	Australian Energy Market Operator
AER	Australian Energy Regulator
AFMA	Australian Financial Markets Association
ASMC	Australian Sugar Milling Council
CAC	Connection Asset Customer
CPI	Consumer Price Index
c/day	cents per day
DUOS	Distribution Use of System
Ergon Distribution	Ergon Energy Corporation Limited (electricity distribution arm)
Ergon Retail	Ergon Energy Queensland (electricity retail arm)
Electricity Act	Electricity Act 1994 (Qld)
ESCOSA	Essential Services Commission of South Australia
GST	Goods and services tax
GWh	Gigawatt hour
Government	Queensland Government
HV	High Voltage
HVL	High Voltage Line
ICC	Individually Calculated Customer
IPART	Independent Pricing and Regulatory Tribunal
kWh	Kilowatt hour
kVA	Kilovolt Ampere
kVr	Kilovolt Reactive
LGC	Large-scale generation certificate
LNG	Liquefied natural gas
LRET	Large-scale Renewable Energy Target
Minister	Minister for Energy, Biofuels and Water Supply
MWh	Megawatt hour
N	Network costs
NECF	National Energy Customer Framework
NEM	National Electricity Market
NERL	National Energy Retail Law
NERR	National Energy Retail Rules
Notified prices	Regulated retail electricity prices
NSLP	Net System Load Profile
N+R	Network + Retail cost build-up methodology
NSW	New South Wales
Origin	Origin Energy
QCA	Queensland Competition Authority
QCOSS	Queensland Council of Social Service
QFF	Queensland Farmers' Federation
QPC	Queensland Productivity Commission
R	Energy and retail cost
RET	Renewable Energy Target
RHS	Right hand side
ROC	Retail operating costs
ROLR	Retailer of last resort
RPP	Renewable power percentage
SA	South Australia
SAC	Standard Asset Customer

SRES	Small-scale Renewable Energy Scheme
STC	Small-scale technology certificate
STOUD	Seasonal time-of-use demand
STP	Small-scale technology percentage
TUOS	Transmission use of system
TWh	Terawatt hour
UTP	Uniform Tariff Policy

Note: This determination was made under a superseded delegation. The notified prices in this document will not apply.

---

## APPENDIX A: MINISTERIAL DELEGATION AND COVER LETTER

---

Note: This determination was made under a superseded delegation. The notified prices in this document will not apply.



The Honourable Mark Bailey MP  
Minister for Main Roads, Road Safety and Ports  
Minister for Energy, Biofuels and Water Supply

Our Reference: CLLO-CIC-16063

Level 34, 1 William Street Brisbane 4000  
GPO Box 2644 Brisbane  
Queensland 4001 Australia  
Telephone +61 7 3719 7300  
Email [energyandwatersupply@ministerial.qld.gov.au](mailto:energyandwatersupply@ministerial.qld.gov.au)  
Website [www.dews.qld.gov.au](http://www.dews.qld.gov.au)

10 NOV 2016

Professor Roy Green  
Chair  
Queensland Competition Authority  
Level 27, 145 Ann Street  
BRISBANE OLD 4000

Dear Professor <sup>Roy,</sup> Green

**Re: Determination of Regulated Retail Electricity Prices for 2017–18**

I write to you to issue a Delegation and Terms of Reference to the Queensland Competition Authority (QCA) for the determination of regulated retail electricity prices in regional Queensland for 2017–18 under section 90AA(1) of the *Electricity Act 1994*.

The attached Delegation and Terms of Reference for 2017–18 are consistent with the approach taken in my Delegation and Terms of Reference for 2016–17. The Government's Uniform Tariff Policy and promoting greater levels of retail competition remain important considerations when setting regulated retail electricity prices in regional Queensland.

The Government remains committed to ensuring regional customers have access to reliable electricity supply at affordable prices. We are also proactively working with the business and agricultural sectors to help identify ways to assist small and large businesses to manage their electricity consumption and costs.

The deregulation of retail electricity prices for small customers in South East Queensland (SEQ) on 1 July 2016 removed a reference point for the determination of prices in regional Queensland. To maintain consistency with the regulation of prices in previous years, the Government considers that regulated prices for small customers in regional Queensland should continue to broadly reflect the expected prices for small customers on standing offers in SEQ.

Public consultation is a vital part of the QCA's process for determining retail electricity prices. As such, the Terms of Reference requires the Draft Determination to be issued in February 2017.

Note: This determination was made under a superseded delegation. The notified prices in this document will not apply.

I trust this provides sufficient time to undertake the necessary consultation to support the Draft Determination and to allow for delivery of the Final Determination by 31 May 2017.

Yours sincerely



Mark Bailey MP  
**Minister for Main Roads, Road Safety and Ports and  
Minister for Energy, Biofuels and Water Supply**

Att: Delegation and Terms of Reference – Determination of Regulated Retail Electricity  
Prices for 2017-18



Note: This determination was made under a superseded delegation. The notified prices in this document will not apply.

---

**ELECTRICITY ACT 1994**  
**Section 90AA(1)**

**DELEGATION**

I, Mark Bailey, the Minister for Energy, Biofuels and Water Supply, in accordance with the power of delegation in section 90AA(1) of the *Electricity Act 1994* (the Act), delegate to the Queensland Competition Authority (QCA) the function under section 90(1) of the Act of deciding the prices that a retail entity may charge its standard contract customers for customer retail services in the Ergon Energy Corporation Limited (EECL) distribution area for the tariff year 1 July 2017 to 30 June 2018.

The following are the Terms of Reference of the price determination:

**Terms of Reference**

1. These Terms of Reference apply for the tariff year 1 July 2017 to 30 June 2018.
2. The QCA is to calculate the notified prices and publish an annual price determination, in the form of a tariff schedule, in accordance with these Terms of Reference.
3. In accordance with section 90(5)(a) of the Act, in making a price determination for each tariff year QCA must have regard to the matters set out in paragraph 5 of these Terms of Reference.
4. In accordance with section 90(5)(b) of the Act, QCA may have regard to any other matter that QCA considers relevant.
5. The matters that QCA is required by this delegation to consider are:
  - (a) On 1 July 2016, price regulation in the Energex distribution area was removed for small customers. This means that notified prices only apply to customers in the EECL distribution area;
  - (b) Uniform Tariff Policy - QCA must consider the Government's Uniform Tariff Policy, which provides that, wherever possible, small standard retail contract customers and large non-market customers of the same class should pay no more for their electricity, regardless of their geographic location;
  - (c) Framework - QCA must use the Network (N) plus Retail (R) cost build-up methodology when working out the notified prices and making the price determination, where N (network cost) is treated as a pass-through and R (energy and retail cost) is determined by QCA;

Note: This determination was made under a superseded delegation. The notified prices in this document will not apply.

---

DELEGATION TO QCA

---

- (d) When determining the N components for each regulated retail tariff, QCA must consider the following:
  - (i) For residential and small business customer tariffs (with the exception of Tariffs 12A, 14, 22A and 24) - basing the network cost component on the network charges to be levied by Energex and the relevant Energex tariff structures;
  - (ii) For Tariff 12A (residential time-of-use), Tariff 14 (residential seasonal time-of-use), Tariff 22A (small business time-of-use) and Tariff 24 (business seasonal time-of-use demand) - basing the network cost component on the price level of network charges to be levied by Energex, but utilising the relevant EECL tariff structures, in order to strengthen or enhance the underlying network price signals and encourage customers to switch to time-of-use and demand tariffs and reduce their energy consumption during peak times; and
  - (iii) For large business customers in who consume 100MWh or more per annum - basing the network cost component on the network charges to be levied by EECL.
- (e) Transitional Arrangements - QCA must consider:
  - (i) maintaining transitional arrangements for tariffs classed as transitional or obsolete (i.e. farming, irrigation, declining block, non-domestic heating and large business customer tariffs), and
  - (ii) continuing to allow all EECL customers access to tariffs designated as transitional in 2013–14.

*Interim Consultation Paper*

6. QCA must publish an interim consultation paper identifying key issues to be considered when calculating the N and R components of each regulated retail electricity tariff and transitioning relevant retail tariffs.
7. QCA must publish a written notice inviting submissions about the interim consultation paper. The notice must state a period during which anyone can make written submissions to QCA about issues relevant to the price determination.
8. QCA must consider any submissions received within the consultation period and make them available to the public, subject to normal confidentiality considerations.

Note: This determination was made under a superseded delegation. The notified prices in this document will not apply.

---

## DELEGATION TO QCA

---

### *Consultation Timetable*

9. QCA must publish an annual consultation timetable within two weeks after submissions on the interim consultation paper are due, which can be revised at the discretion of QCA, detailing any proposed additional public papers and workshops that QCA considers would assist the consultation process.

### *Workshops and additional consultation*

10. As part of the interim consultation paper and in consideration of submissions in response to the interim consultation paper the QCA must consider the merits of additional public consultation (workshops and papers) on identified key issues.

### *Draft Price Determination*

11. QCA must investigate and publish its draft price determination on regulated retail electricity tariffs, with each tariff to be presented as a bundled price.
12. QCA must publish a written notice inviting submissions about the draft price determination. The notice must state a period during which anyone can make written submissions to QCA about issues relevant to the draft price determination.
13. QCA must consider any submissions received within the consultation period and make them available to the public, subject to normal confidentiality considerations.

### *Final Price Determination*

14. QCA must investigate and publish its final price determination on regulated retail electricity tariffs, with each tariff to be presented as a bundled price, and gazette the bundled retail tariffs.

### *Timing*

15. QCA must make its reports available to the public and, at a minimum, publicly release the papers and price determinations listed in paragraphs 6 to 14.
16. QCA must publish the interim consultation paper for the 2017–18 tariff year no later than one month after the date of this Delegation.
17. QCA must publish the draft price determination on regulated retail electricity tariffs in February 2017.
18. QCA must publish the final price determination on regulated retail electricity tariffs for the 2017–18 tariff year, and have the bundled retail tariffs gazetted, no later than 31 May 2017.

Note: This determination was made under a superseded delegation. The notified prices in this document will not apply.

---

DELEGATION TO QCA

---

DATED this 16<sup>th</sup> day of November 2016.

SIGNED by the Honourable  
Mark Bailey,  
Minister for Energy, Biofuels and  
Water Supply

)   
) .....  
) (signature)

Note: This determination was made under a superseded delegation. The notified prices in this document will not apply.

---

## APPENDIX B: SUBMISSIONS

---

### Submissions to the interim consultation paper

- Auctus Resources
- Australian Sugar Milling Council
- Canegrowers (late submission received 22 December 2016)
- Canegrowers Isis
- Energy Queensland
- Queensland Electricity Users Network
- Queensland Farmers' Federation
- Queensland Consumers Association
- Queensland Council of Social Service

### Submissions to the draft determination

- Australian Sugar Milling Council
- Canegrowers
- Canegrowers Isis
- Chamber of Commerce and Industry Queensland
- Cotton Australia
- Energy Queensland
- Origin Energy
- Queensland Consumers Association
- Queensland Council of Social Service
- We have also received two confidential submissions.



Note: This determination was made under a superseded delegation. The notified prices in this document will not apply.

## APPENDIX C: RESPONSES TO ADDITIONAL ISSUES RAISED IN SUBMISSIONS

In this section, we provide responses to a number of additional issues raised in submissions, which have not been addressed in this final determination.

<i>Stakeholder comment</i>	<i>Stakeholder</i>	<i>QCA response</i>
There were errors in Ergon Distribution's 2016 Tariff Structure Statement.	Canegrowers	The approval of Ergon Energy's Tariff Structure Statements is a matter for the Australian Energy Regulator (AER). Under the Queensland Government's N+R cost build-up method, we treat Ergon Energy's network costs as a pass-through.
The QCA's draft determination did not consider the appropriateness in how the network costs (return on capital, return of capital, capex and opex) are calculated.	Canegrowers Isis	The QCA has no power in assessing or determining the cost-recovery for distribution networks. The AER decides or approves the return on capital, return of capital, capex and opex of the distribution companies in Queensland (Energex and Ergon Energy). That feeds into the network tariffs they charge.  The Queensland Government's delegation makes it clear that the QCA is required to consider an N+R cost build-up approach where the network component is treated as a pass-through (from the distribution companies).
Canegrowers Isis implores the QCA that the increases in transitional and obsolete tariffs in the final determination do not exceed the increases proposed in the draft determination.	Canegrowers Isis	The QCA published the draft determination to seek comments from the stakeholders and the public. Market and policy environments have changed between the draft and the final determination. We consider that to 'freeze' a price change for any retail tariff is inconsistent with the pricing principles we outlined in Chapter 1, and would be an inappropriate pricing approach.
Canegrowers Isis asks the QCA to advise 'as to the proposed system to provide drought relief when the 2020 tariff changeover occurs'.	Canegrowers Isis	Drought relief is a policy matter for the Queensland Government.
The QCA should allow customers to elect to be on a range of tariffs and later confirm the tariff at the end of each quarter.	Canegrowers Isis	The QCA determines notified prices under the Electricity Act as delegated by the Queensland Government. Flexible or retrospective tariff selection is outside the scope of this report.
Some aspects of the Gazette Notice in the draft determination need to be amended: controlled load tariffs; billing information description under each retail tariff; change retail tariff following distributor rules; change back the wording for transitional tariffs 21 and 37 from 'daily supply charge' to 'minimum payment per day'.	Energy Queensland	The aspects of the Gazette Notice mentioned by Energy Queensland are drafted by the Department of Energy and Water Supply (DEWS). DEWS has considered Energy Queensland's comments when drafting the Gazette Notice (see Appendix G).

**Note: This determination was made under a superseded delegation. The notified prices in this document will not apply.**

<b>Stakeholder comment</b>	<b>Stakeholder</b>	<b>QCA response</b>
The QCA should use Ergon Energy's network tariff structures in determining all retail prices for small customers. The application of the UTP means the QCA should let Ergon Energy recover an amount (quantum) of revenue for its network costs in regional Queensland that is equivalent to Energen's revenue collected for its network costs.	Energy Queensland	<p>The QCA's responsibility under the Queensland Government's delegation is to decide notified prices, not the revenue of regulated businesses. The UTP, as defined by the Minister, concerns the overall retail price. We have set notified retail prices accordingly.</p> <p>The delegation also requires us to consider Energen tariffs structures in setting non time-of-use tariffs for small customers; and consider Ergon Energy's tariff structures, in setting time-of-use tariffs for small customers. We have set notified prices accordingly.</p>
Prices for regional customers should be minimised to the greatest extent possible in 2017–18 because affordable electricity is essential to the wellbeing of communities.	QCOSS	<p>The QCA must set notified prices in accordance with the requirements of the Electricity Act and the Queensland Government's delegation. Chapter 1 outlines legal requirements that apply to the QCA when it determines notified prices.</p> <p>The Queensland Government has implemented the UTP, which results in a subsidy paid to customers of Ergon Energy Retail. We have set prices in accordance with the UTP. See Chapter 2.</p> <p>The QCA has also considered affordability by specifying transitional arrangements for legacy tariffs, which smoothes the bill impact for regional customers transitioning to standard business tariffs.</p>
The QCA should present bill impacts for a wider range of customer usage levels.	QCOSS	<p>The QCA has provided detailed bill impacts for tariff 11 customers who use more than the typical (median) customer (the 75th percentile), as well as customers who use less (the 25th percentile). See Table 22, Chapter 8.</p> <p>The QCA has also provided bill impacts for residential customers on common tariff combinations T11+T31 and T11+T33 based on median consumption data. See Figure 4 in the Executive Summary and Figure 18 in Chapter 8.</p> <p>We consider this information is sufficient to illustrate the potential impacts of the QCA's decision on 2017–18 notified prices.</p>
The QCA should include metering costs in its bill impact analysis and fact sheets even though it does not form part of the QCA's determination, because the determination refers to customers' 'annual bills' not 'annual notified price bills'. The chart titles in the tariff fact sheets accompanying draft determination were misleading.	QCOSS	<p>As QCOSS recognises, under the Electricity Act, metering charges cannot legally be included in notified prices. The charges also vary from customer to customer.</p> <p>As the metering charges do not form part of notified prices or the QCA's price determination, and as it is inaccurate to apply one metering cost to an entire customer group, we do not include metering charges in the customer impact analysis for notified prices.</p> <p>We have reviewed the chart titles in our report and fact sheets to improve clarity.</p>
The QCA should provide information such as availability of concessions and hardship support in its fact sheets.	QCOSS	The QCA has provided this information in Appendix I: Summary of concessional arrangements for energy in Queensland.

**Note: This determination was made under a superseded delegation. The notified prices in this document will not apply.**

<i>Stakeholder comment</i>	<i>Stakeholder</i>	<i>QCA response</i>
Regulated retail electricity prices for all businesses in regional Queensland in 2017–18 must be reduced by 16 per cent compared to 2016–17.	QEUN	The QCA determines notified prices under the Electricity Act as delegated by the Queensland Government. We made our determination on the regulated retail prices after considering all the matters we are required to consider under the Electricity Act and the delegation. See Chapter 2 for a full discussion of our pricing approach.
The cost build-up methodology that the QCA uses ignores concerns about affordability.	QEUN	The QCA sets notified prices in accordance with the requirements of the Electricity Act and the Queensland Government's delegation. The Queensland Government has considered affordability in making its delegation by putting forward the UTP, which subsidises electricity prices for regional customers. The QCA has considered affordability by specifying transitional arrangements in tariffs, which smoothes the bill impact for regional customers.
The cost build-up methodology that the QCA follows from the delegation fails to comply with the National Electricity Objective (under the National Electricity Law).	QEUN	The QCA determines notified prices under the Electricity Act. We are required to consider, and we have considered, the objects of the Electricity Act rather than the National Electricity Objective. See Chapter 2 for a consideration of the objects of the Electricity Act.
The QCA has not complied with the monopoly investigation provisions of the Queensland Competition Authority Act 1997 (QCA Act).	QEUN	As the QCA is required to determine notified prices in accordance with the requirements in the Electricity Act, the monopoly investigation provisions in the QCA Act do not apply to the 2017–18 price determination.
The QCA's consultation program is a 'tick the box' exercise.	QEUN	The QCA has held consultation workshops in regional centres in Queensland since 2013–14. We consider seriously and carefully the feedback from these workshops as well as the issues raised in the submissions.
The process for electricity price reform is flawed and needs a complete review.	QFF	The Queensland Productivity Commission has completed a comprehensive review on electricity pricing in Queensland, in which it has made recommendations to the Queensland Government on the pricing process. Any further review is a matter for the Queensland Government.



Note: This determination was made under a superseded delegation. The notified prices in this document will not apply.

## APPENDIX D: NETWORK TARIFF STRUCTURES

This appendix provides further information on the final decisions in Chapter 3. Energex and Ergon Distribution network tariff structures are compared and the way tariffs have been adjusted to make them consistent with the UTP is outlined.

### Comparison of Energex and Ergon Energy's tariff structures

**Table 24 Energex and Ergon Distribution residential and small business customer time-of-use and demand tariffs**

<i>Distributor</i>		<i>Peak</i>	<i>Shoulder</i>	<i>Off-peak</i>
Residential (time-of-use)				
Energex	Usage	4 pm–8 pm weekdays (weekdays include government specified public holidays)	7 am–4 pm, 8 pm–10 pm weekdays (weekdays include government specified public holidays) 7 am–10 pm weekends	10 pm–7 am every day
Ergon Distribution (retail tariff 12A)	Usage	3 pm–9.30 pm any day of the week, summer <sup>a</sup> months only		All other times
Residential (time-of-use demand)				
Energex (introduced on 1 July 2016)	Usage	Flat usage charge		
	Demand	4 pm–8 pm workdays (workdays are weekdays but exclude government-specified public holidays)		
Ergon Distribution (retail tariff 14)	Usage	Flat usage charge		
	Demand	3 pm–9.30 pm any day of the week, summer <sup>a</sup> months only		3 pm–9.30 pm any day of the week, non-summer <sup>a</sup> months
Small business (time-of-use)				
Energex	Usage	7 am–9 pm, weekdays (weekdays include government-specified public holidays)		All other times
Ergon Distribution (retail tariff 22A)	Usage	10 am–8 pm on summer <sup>a</sup> weekdays		All other times

Note: This determination was made under a superseded delegation. The notified prices in this document will not apply.

<i>Distributor</i>		<i>Peak</i>	<i>Shoulder</i>	<i>Off-peak</i>
Small business (time-of-use demand)				
Energex (to be introduced on 1 July 2017)	Usage	Flat usage charge		
	Demand	9 am–9 pm weekdays (workdays are weekdays but exclude government-specified public holidays)		
Ergon Distribution (retail tariff 24)	Usage	Flat usage charge		
	Demand	10 am–8 pm on summer <sup>a</sup> weekdays		10 am–8 pm weekdays in non-summer <sup>a</sup> months

a. Summer months are December, January and February.

**Table 25 Energex and Ergon Distribution non–time-of-use tariffs**

<i>Type</i>	<i>Distributor</i>	<i>Fixed</i>	<i>Usage</i>		
Residential (tariff 11)	Energex	c/day	Flat rate c/kWh		
	Ergon Distribution	c/day	c/kWh 1st 1,000 kWh/year	c/kWh next 5,000 kWh/year	c/kWh >6,000 kWh/year
Small business (tariff 20)	Energex	c/day	Flat rate c/kWh		
	Ergon Distribution	c/day	c/kWh 1st 1,000 kWh/year	c/kWh next 19,000 kWh/year	c/kWh >20,000 kWh/year
Small business demand (tariff 41)	Energex	c/day	Flat rate c/kWh		\$/kVA/month
	Ergon Distribution	No network tariff			
Night controlled load (tariff 31)	Energex	n/a	Flat rate c/kWh		
	Ergon Distribution	c/day	Flat rate c/kWh		
Controlled load (tariff 33)	Energex	n/a	Flat rate c/kWh		
	Ergon Distribution	c/day	Flat rate c/kWh		
Unmetered (tariff 91)	Energex	n/a	Flat rate c/kWh		
	Ergon Distribution	c/day	Flat rate c/kWh		

*Note: This determination was made under a superseded delegation. The notified prices in this document will not apply.*

## Adjusting Ergon Distribution network tariffs

This section outlines the methodology used in section 3.2.3 to adjust Ergon Distribution network charges to reflect Energex price levels, while retaining Ergon Distribution tariff structures. This approach is consistent with the approach we adopted in the 2016–17 determination.

### Establishing network prices

To calculate network prices that reflect Ergon Distribution tariff structures and Energex price levels, we used information on network charges provided by the distributors<sup>155</sup> and customer usage data provided by Ergon Distribution and Ergon Retail. Using this data, we then lowered charges under the relevant Ergon Distribution network tariff<sup>156</sup> to a level where the average customer pays the same as they would under the equivalent Energex network tariff.

This calculated network tariff has then been used as the basis of a retail tariff.

### Seasonal time-of-use tariffs

Ergon Distribution has seasonal time-of-use network tariffs for residential and small business customers. These network tariffs form the basis of retail tariffs 12A (residential) and 22A (small business). To create retail tariffs that reflect Ergon Distribution network tariff structures, while broadly reflecting Energex price levels, we adjusted all charges under the Ergon Distribution network tariff so that the average customer will pay the same total network cost as they would be under the equivalent Energex flat rate network tariff.

The results are shown in tables 26 and 27.

**Table 26 Network price options for tariff 12A**

	<i>Fixed c/day</i>	<i>Peak/flat c/kWh</i>	<i>Off-peak c/kWh</i>
Energex 8400	48.021	10.248	N/A
Ergon Distribution ERTOUT1	149.600	40.273	5.979
QCA-adjusted Ergon Distribution ERTOUT1	52.576	40.273	5.979

*Note: Based on data provided by Ergon Distribution and Ergon Retail, annual usage is taken as 5,035 kWh, with 11.48% peak usage and 88.52% off-peak usage.*

**Table 27 Network price options for tariff 22A**

	<i>Fixed c/day</i>	<i>Peak/flat c/kWh</i>	<i>Off-peak c/kWh</i>
Energex 8500	64.845	11.587	N/A
Ergon Distribution EBTOU1	149.600	45.361	9.972
QCA-adjusted Ergon Distribution EBTOU1	64.845	37.391	8.220

*Note: Based on data provided by Ergon Distribution and Ergon Retail, annual usage is taken as 13,718 kWh, with 11.54% peak usage and 88.46% off-peak usage.*

<sup>155</sup> Energex and Ergon Distribution.

<sup>156</sup> Network tariffs applying to Ergon Distribution's east pricing zone, transmission region one.

*Note: This determination was made under a superseded delegation. The notified prices in this document will not apply.*

### Time-of-use demand tariffs

Ergon Distribution has seasonal time-of-use network tariffs for residential and small business customers. These network tariffs form the basis of retail tariffs 12A (residential) and 22A (small business). To calculate network prices for these retail tariffs, we uniformly reduced all charges of the relevant Ergon Distribution network tariff to equalise the average customer's network bill with the bill they would face on the equivalent Energex flat rate network tariff.

The resulting network prices are shown in tables 28 and 29.

**Table 28 Network price options for tariff 14**

	<b>Fixed c/day</b>	<b>Usage c/kWh</b>	<b>Peak demand \$/kW/month</b>	<b>Off-peak demand \$/kW/month</b>
Energex 8400	48.021	10.248	N/A	N/A
Ergon Distribution ERTOUDCT1	24.600	3.579	76.220	11.500
QCA-adjusted Ergon Distribution ERTOUDCT1	17.751	2.583	55.001	8.298

*Note: Based on data provided by Ergon Distribution and Ergon Retail, annual usage is taken as 5,053 kWh with a peak demand of 1.43 kW per month and an off-peak demand of 3.48 kW per month.*

**Table 29 Network price options for tariff 24**

	<b>Fixed c/day</b>	<b>Usage c/kWh</b>	<b>Peak demand \$/kW/month</b>	<b>Off-peak demand \$/kW/month</b>
Energex 8500	64.845	11.587	N/A	N/A
Ergon Distribution EBTOUDCT1	24.600	4.279	94.720	10.000
QCA-adjusted Ergon Distribution EBTOUDCT1	22.147	3.853	85.276	9.003

*Note: Based on data provided by Ergon Distribution and Ergon Retail, annual usage is taken as 13,718 kWh with a peak demand of 2.77 kW per month with an off-peak demand of 6.27 kW per month.*

### Non-time-of-use tariffs

As discussed in Chapter 3, we examined the impact of using Ergon Distribution's inclining block tariff structure as the basis for flat-rate retail tariffs 11 (residential) and 20 (small business). For the purposes of this assessment, we calculated network prices by uniformly reducing all charges of the relevant Ergon Distribution network tariff to equalise the total network revenue recovered by Ergon Distribution under an inclining block tariff with the network revenue it would have otherwise recovered under an Energex flat rate tariff. Network prices calculated using this approach are consistent with the UTP.

The resulting network prices and charts demonstrating the impact on customers are shown below.

**Table 30 Network price options for tariff 11**

	<b>Fixed c/day</b>	<b>Usage c/kWh</b>		
		<b>Flat/first block <sup>a</sup></b>	<b>Second block b</b>	<b>Third block c</b>
Energex 8400	48.021	10.248	N/A	N/A
Ergon Distribution ERIBT1	149.600	3.929	7.929	11.379
QCA-adjusted Ergon Distribution ERIBT1	109.875	2.886	5.824	8.358

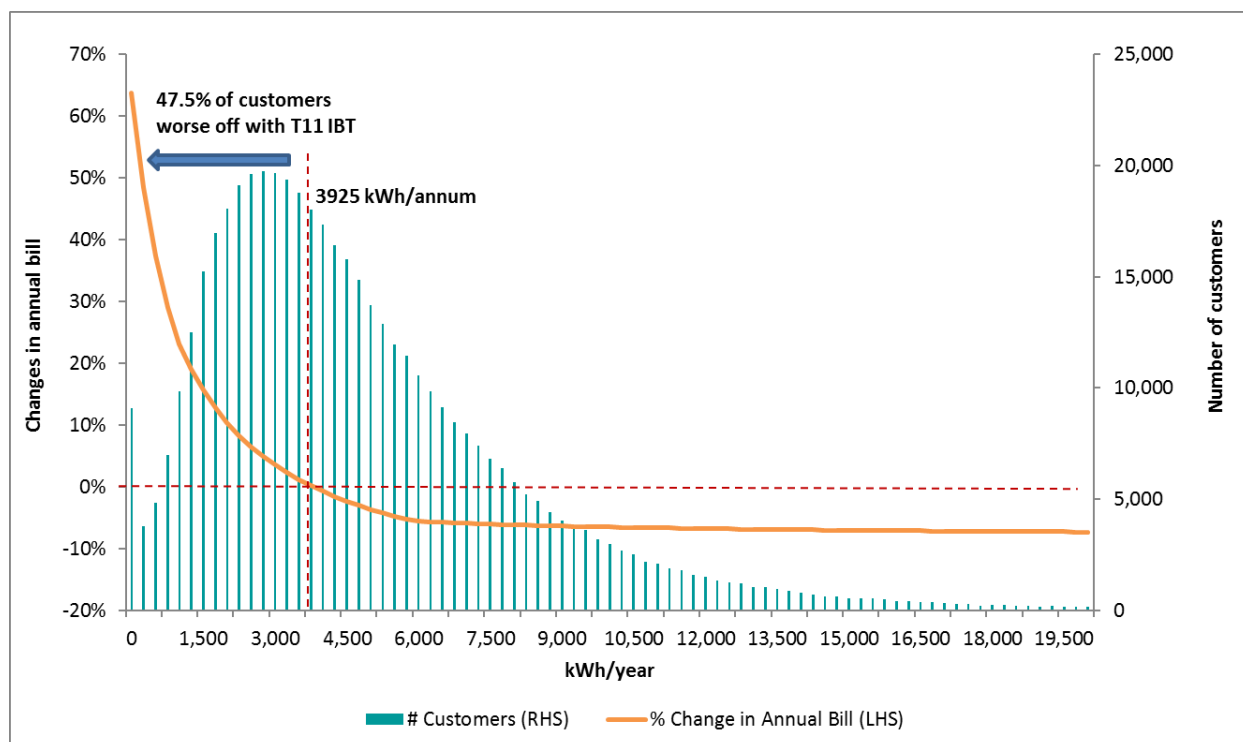
*a. Usage charge applies to all usage under an Energex network tariff (row 1). Usage charge applies to usage of less than 2.74 kWh per day under an Ergon Distribution network tariff (rows 2 and 3)*

*Note: This determination was made under a superseded delegation. The notified prices in this document will not apply.*

**b.** Usage charge applies to usage greater than 2.74 kWh per day and less than 16.43 kWh per day under an Ergon Distribution network tariff (rows 2 and 3)

**c.** Usage charge applies to usage above 16.43 kWh per day under an Ergon Distribution network tariff (rows 2 and 3)

**Figure 21 Impact on tariff 11 customers adopting Ergon Distribution inclining block tariff structure**



**a.** IBT stands for inclining block tariffs.

**b.** RHS stands for right hand side. LHS stands for left hand side.

**c.** 47.5 % of customers (consuming below 3925 kWh/annum) will be worse off moving from a residential flat tariff (tariff 11) to Ergon Distribution inclining block tariff structure.

**Table 31 Network price options for tariff 20**

	Fixed c/day	Usage c/kWh		
		Flat/first block <sup>a</sup>	Second block <sup>b</sup>	Third block <sup>c</sup>
Energex 8500	64.845	11.587	N/A	N/A
Ergon Distribution EBIBT1	149.600	4.279	10.297	14.298
QCA-adjusted Ergon Distribution EBIBT1	130.540	3.734	8.986	12.477

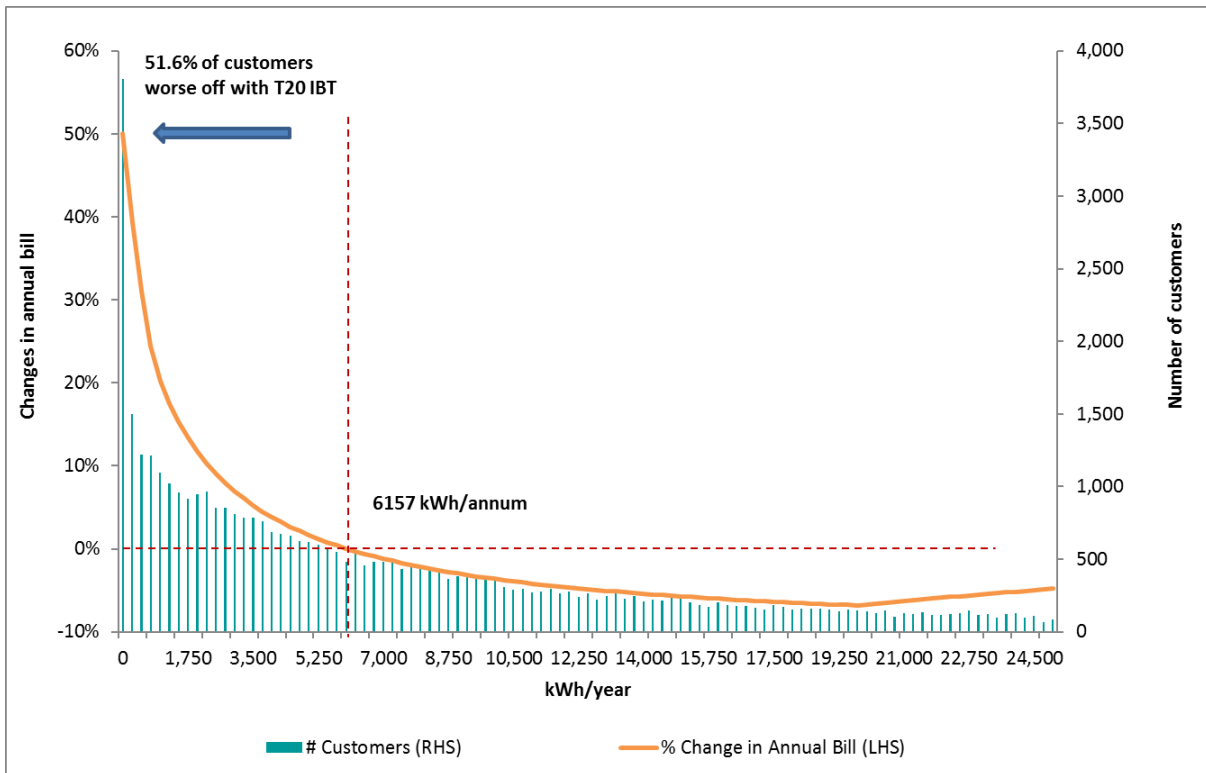
**a.** Usage charge applies to all usage under an Energex network tariff (row 1). Usage charge applies to usage of less than 2.74 kWh per day under an Ergon Distribution network tariff (rows 2 and 3).

**b.** Usage charge applies to usage greater than 2.74 kWh per day and less than 54.76 kWh per day under an Ergon Distribution network tariff (rows 2 and 3).

**c.** Usage charge applies to usage above 54.76 kWh per day under an Ergon Distribution network tariff (rows 2 and 3).

*Note: This determination was made under a superseded delegation. The notified prices in this document will not apply.*

**Figure 22 Impact on tariff 20 customers adopting Ergon Distribution inclining block tariff structure**



**a.** IBT stands for inclining block tariffs.

**b.** RHS stands for right hand side. LHS stands for left hand side.

**c.** 51.6 % of customers (consuming below 6157 kWh/annum) will be worse off moving from a small business flat tariff (tariff 20) to Ergon Distribution inclining block tariff structure.

*Note: This determination was made under a superseded delegation. The notified prices in this document will not apply.*

## APPENDIX E: RETAIL COST ALLOWANCES

The QCA will base 2017–18 retail costs on the allowances established in the 2016–17 price determination. This appendix outlines how the QCA calculated fixed and variable retail cost allocators in 2016–17. For more information on the retail cost determination process, please see our 2016–17 price determination and ACIL Allen's report on estimating the efficient retail costs. Both documents are available on our [website](#).<sup>157</sup>

### Retail costs for residential and small business customer retail tariffs

To allocate the fixed retail cost component, the total annual fixed benchmark retail cost (not including an allowance for regulatory fees) derived in 2016–17 was divided by 365.25 days to derive a daily charge. This is expressed in cents per day and applied to the fixed component of retail tariffs.

To apply the variable retail cost components to each retail tariff, we derived variable retail cost allocators, as set out in Table 32, column E below. These allocators represent the variable retail cost component derived in 2016–17 (column B) as a percentage of total 2016–17 variable costs, excluding the variable retail cost component (column D). This approach generated percentage factors which allowed us to apply the variable retail cost components evenly across tariff components, even when they are not expressed on a cent per kWh basis, such as demand charges. It also allows us to apply variable retail costs to time-of-use use tariff components, where the average cents per kWh estimate cannot be applied.

Using this approach means that the variable retail cost component changes in line with the underlying variable cost base. For example, if wholesale energy costs or network charges increased, the variable retail cost would also increase, as it is derived as a percentage of underlying variable costs. This is consistent with how the retail margin was applied in previous years. Conceptually, we consider it reasonable to assume that variable retail costs (including the required margin) would increase in dollar terms as underlying costs increase. This is because retailers face greater risk as underlying costs (and customer bills) increase—retailers should be compensated for this additional risk.

**Table 32 2016–17 Allocation of fixed and variable retail costs and variable cost allocators**

<i>Customer class</i>	<i>A Benchmark fixed retail component (\$/customer/yr)</i>	<i>B Benchmark variable retail component (\$/customer/yr)</i>	<i>C Benchmark variable retail component (c/kWh)</i>	<i>D Benchmark total variable cost<sup>a</sup> (\$/customer/yr)</i>	<i>E Variable retail costs allocator<sup>b</sup> (%)</i>
Residential	127.93	104.28	2.25	924.89	11.27%
Small business	181.56	422.23	2.58	3,298.72	12.80%

*a. The total variable cost excludes the variable retail cost based on 2015–16 costs for an average tariff 11 customer consuming 4,640 kWh per year, and an average small business customer consuming 16,370 kWh per year, based on data from Energex.*

*b. The variable retail cost allocator (column E) is derived by dividing column B by column D.*

To derive the variable retail cost component of each tariff, we multiplied the underlying variable cost component of each tariff (net of variable retail costs) by the appropriate variable retail cost allocator (either residential or small business). The choice of allocator for each retail tariff is based on the category of customer accessing the tariff, as set out in Table 33.

<sup>157</sup> <http://www.qca.org.au/Electricity/Regional-consumers/Reg-Electricity-Prices/Final-Report/Regulated-Electricity-Prices-2016-17#finalpos>.

*Note: This determination was made under a superseded delegation. The notified prices in this document will not apply.*

All residential and small business tariffs will include both fixed and variable retail cost components, except for controlled load tariffs 31 and 33 which are secondary tariffs and attract a variable retail cost only.

**Table 33 Allocation of total retail costs to fixed and variable components—residential and small business customer tariffs**

<i>Tariff</i>	<i>Customer category for assigning retail cost allowance</i>	<i>Fixed retail component</i>	<i>Variable retail cost allocator</i>
Residential (T11, 12A & 14)	Residential	Yes	11.27%
Controlled loads (T31 & 33)	Residential	No	11.27%
Small business (T20, 22A, 24 & 41)	Business—small	Yes	12.80%
Other unmetered loads—T91	Business—small	No	12.80%

### Retail costs for large and very large business customer tariffs

As ACIL was not able to benchmark 2016–17 retail costs for large and very large business customer tariffs, we decided to retain the 2015–16 large business customer retail operating cost allowances in real terms.

We escalated the 2015–16 estimated retail operating costs (plus the margin allocated to the fixed component) to 2016–17 values using the forecast change in the CPI. This is consistent with our approach in previous years. We assumed an inflation rate of two per cent which is the mid-range of the Reserve Bank of Australia's inflation forecast of 1.5 to 2.5 per cent for the 12 months to June 2017.<sup>158</sup>

In previous determinations, we estimated and applied retail operating costs and the retail margin as discrete components. Retail operating costs were considered a fully fixed cost. The retail margin was estimated and applied as a percentage of total costs, recovered through both fixed and variable tariff components.

To apply a methodology consistent with that applied to small customer tariffs, the ROC allowance (plus the margin allocated to the fixed component) was taken as the fixed retail cost component and a variable component equal to the margin of 5.7 per cent that we applied in 2015–16. To allocate the variable retail component across the total variable costs we have used a variable retail cost allocator of 6.0445 per cent of total variable costs, excluding variable retail costs. This allocator represents the percentage required to establish a variable retail cost component equal to 5.7 per cent of total variable costs, including the variable retail cost.

Fixed retail costs will be applied in the same way as in previous determinations, as set out in Table 34. The choice of allocator for each retail tariff is based on the category of customer accessing the tariff, also as set out in Table 34. All large and very large business tariffs will include both fixed and variable retail cost components, except tariff 71 (street lighting) which is considered a secondary tariff and attracts a variable retail cost only.

**Table 34 Allocation of total retail costs to fixed and variable components—large and very large business customer tariffs**

<i>Tariff</i>	<i>Customer category for assigning retail cost allowance</i>	<i>Fixed retail component</i>	<i>Variable retail cost allocator</i>
Tariffs 44, 45, 46 & 50	Business—large	Yes	6.0445%

<sup>158</sup> Reserve Bank of Australia, *Statement on Monetary Policy*, May 2016, p. 61.



*Note: This determination was made under a superseded delegation. The notified prices in this document will not apply.*

<b><i>Tariff</i></b>	<b><i>Customer category for assigning retail cost allowance</i></b>	<b><i>Fixed retail component</i></b>	<b><i>Variable retail cost allocator</i></b>
Tariff 71	Business—large	No	6.0445%
Tariffs 51A–D, 52A–C, 53	Business—very large	Yes	6.0445%

*Note: This determination was made under a superseded delegation. The notified prices in this document will not apply.*

## APPENDIX F: TRANSITIONAL AND OBSOLETE TARIFFS—CUSTOMER IMPACTS

In Chapter 7 we discuss our decision on arrangements for customers on transitional and obsolete retail tariffs. This decision is based on updated data provided by Ergon Retail for the final determination.

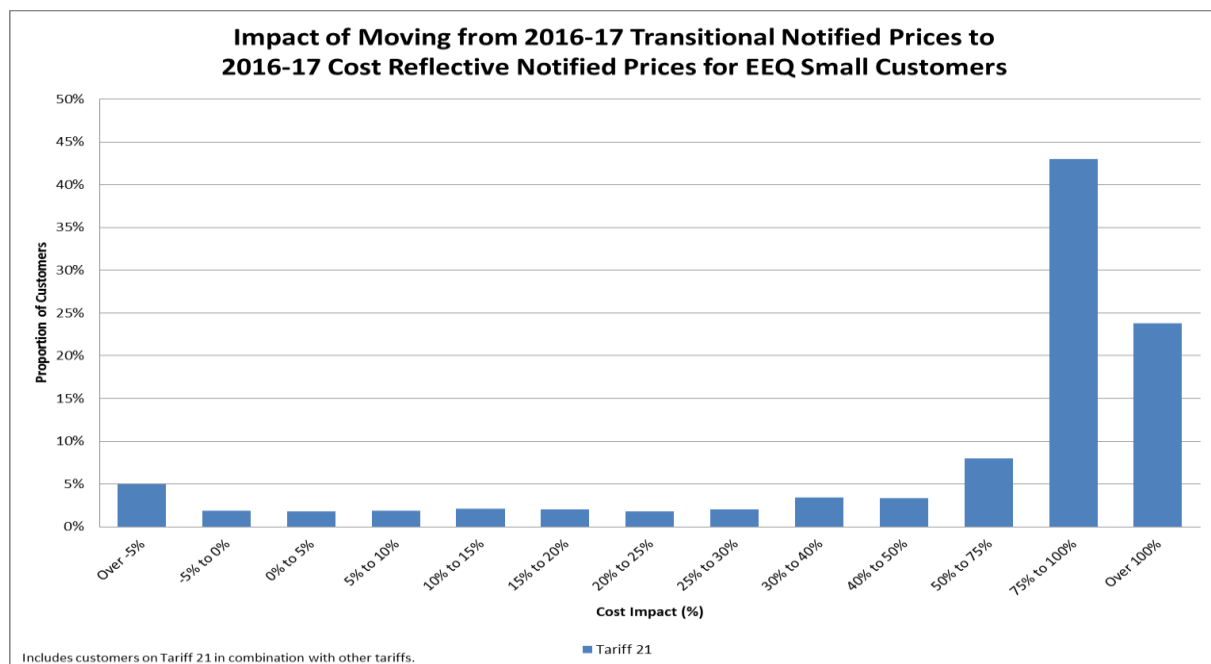
This appendix contains the analysis of bill impacts for customers moving from their transitional or obsolete 2016–17 tariff to an alternative 2016–17 standard business tariff.

The customer impacts are calculated on an individual tariff basis. As some customers are supplied under multiple tariffs, the overall impact to an individual customer may be a combination of the impacts shown below.

### Tariff 21

Tariff 21 is a declining block tariff that aligns with tariff 20 for small business customers. Figure 23 below shows the distribution of potential impacts for existing customers moving to this standard business tariff.

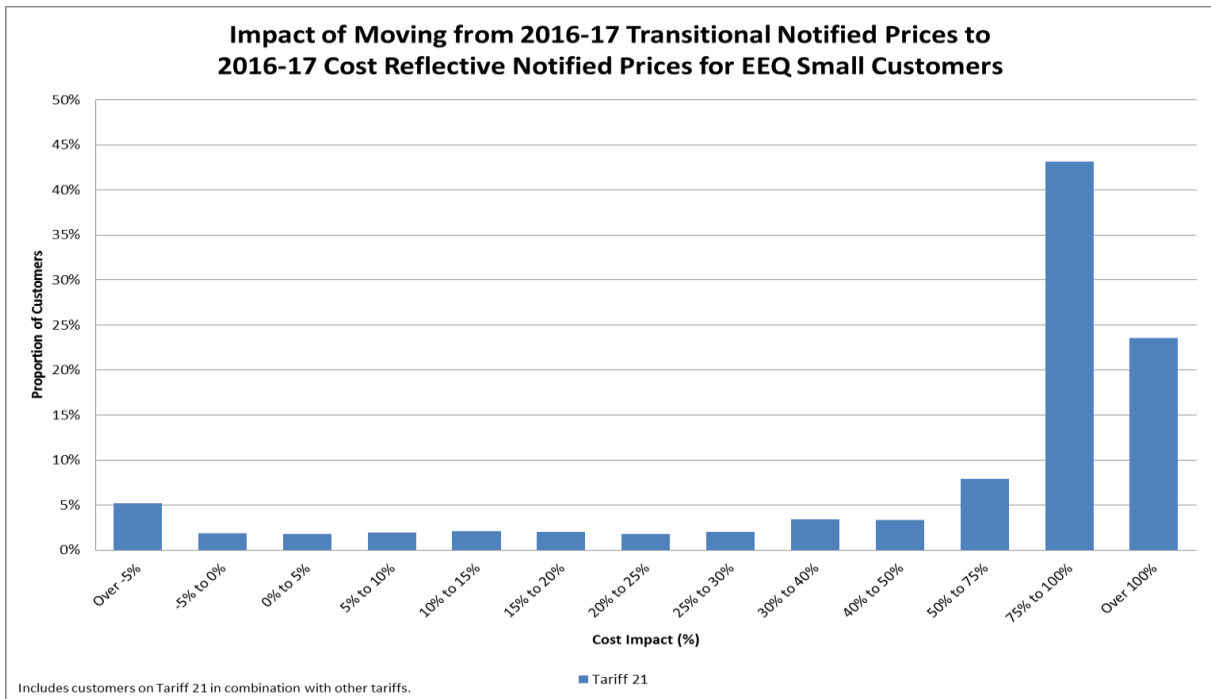
**Figure 23 Change in electricity bills for small business customers on tariff 21 moving to tariff 20**



Source: Ergon Retail.

*Note: This determination was made under a superseded delegation. The notified prices in this document will not apply.*

**Figure 24 Change in electricity bills for small business customers on tariff 21 moving to tariff 22A**



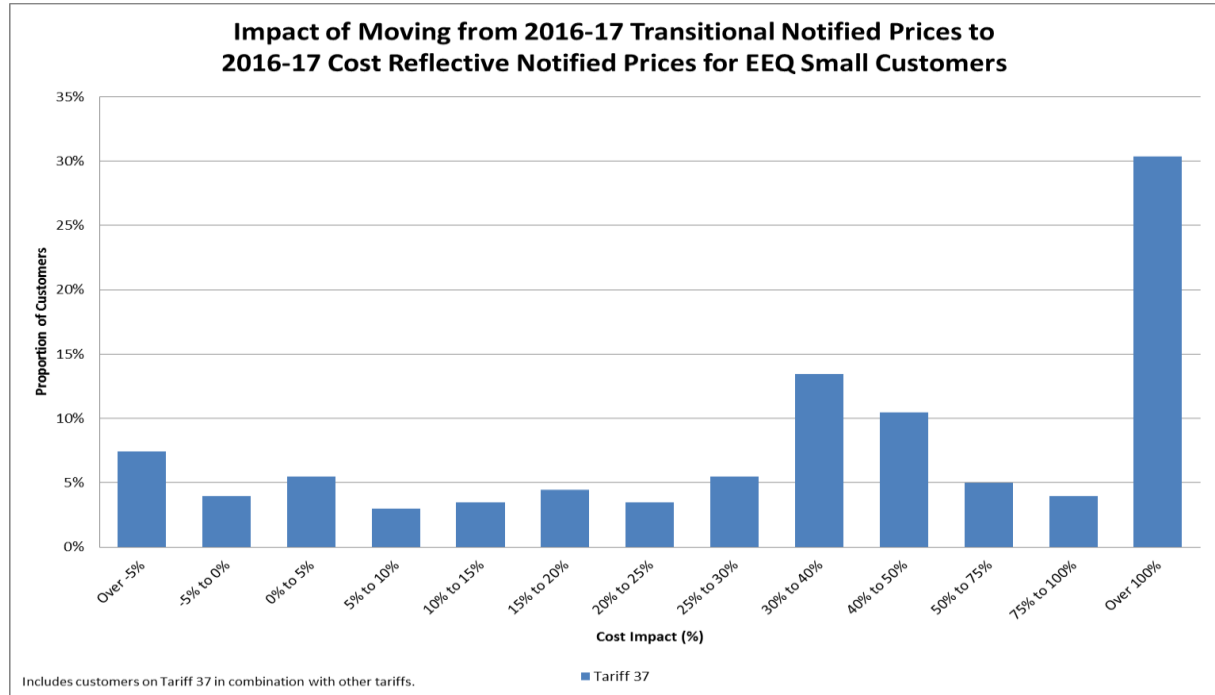
Source: Ergon Retail. Assumes 10%/90% peak/off peak split.

*Note: This determination was made under a superseded delegation. The notified prices in this document will not apply.*

### Tariff 37

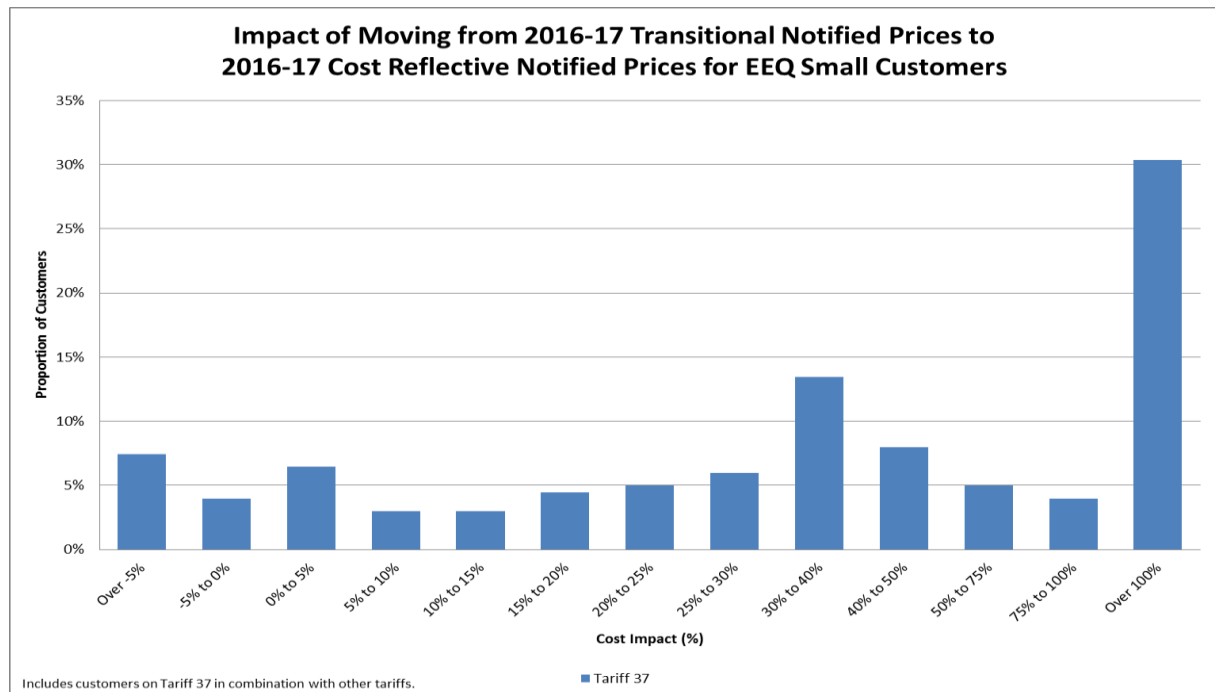
Tariff 37 is a business time-of-use tariff that aligns with tariff 20 or 22A for small business customers and one of tariffs 44 to 53 for large business customers. Figures 25 to 27 below show the distribution of potential impacts for existing customers moving to these standard business tariffs.

**Figure 25 Change in electricity bills for small business customers on tariff 37 moving to tariff 20**



Source: Ergon Retail.

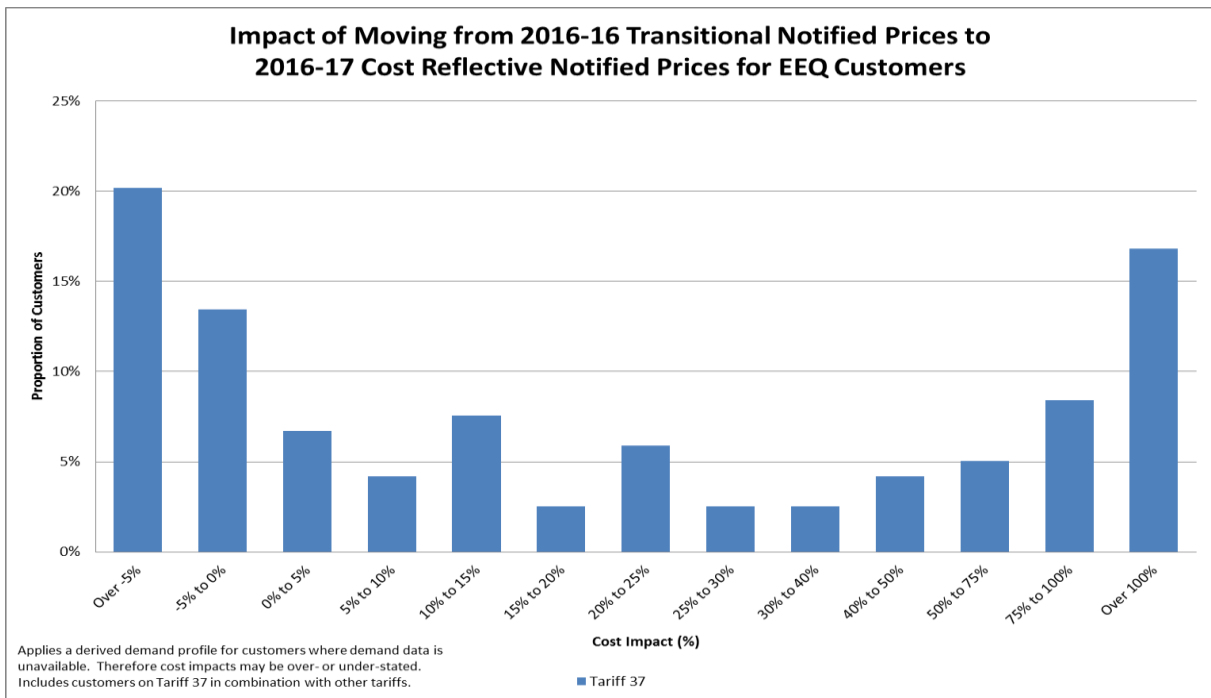
**Figure 26 Change in electricity bills for small business customers on tariff 37 moving to tariff 22A**



Source: Ergon Retail. Assumes 10%/90% peak/off peak split.

*Note: This determination was made under a superseded delegation. The notified prices in this document will not apply.*

**Figure 27 Change in electricity bills for large business customers on tariff 37 moving to large customer standard business tariffs**



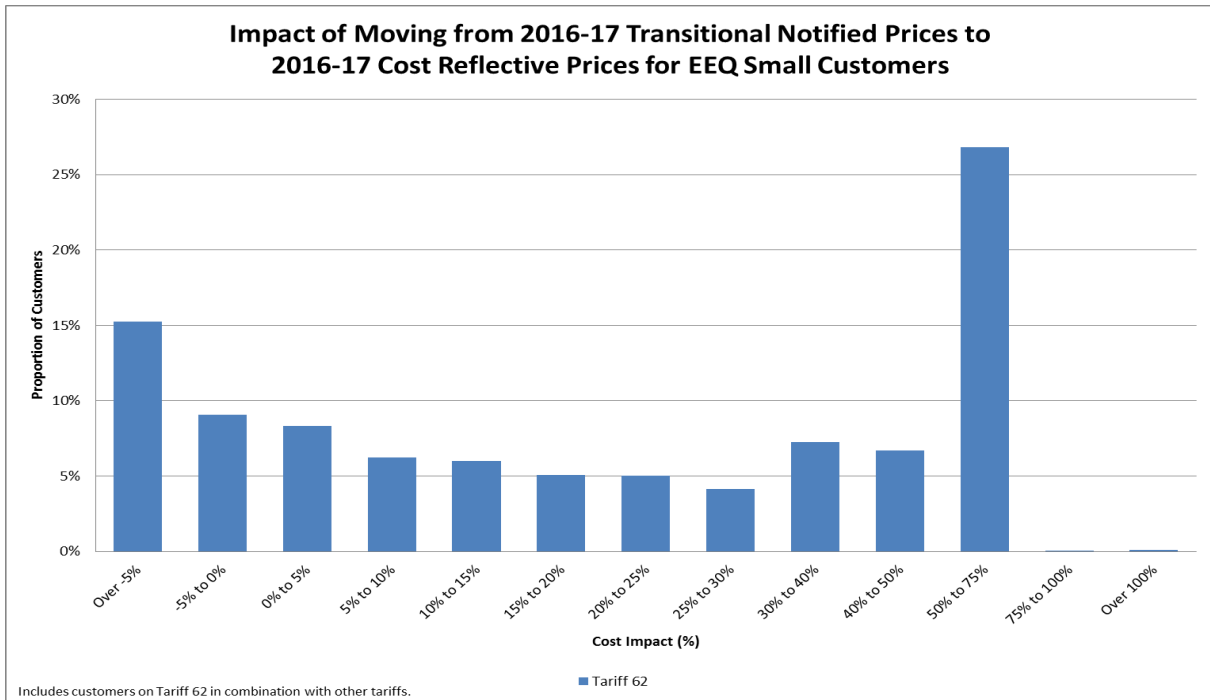
Source: Ergon Retail.

*Note: This determination was made under a superseded delegation. The notified prices in this document will not apply.*

### Tariffs 62 and 65

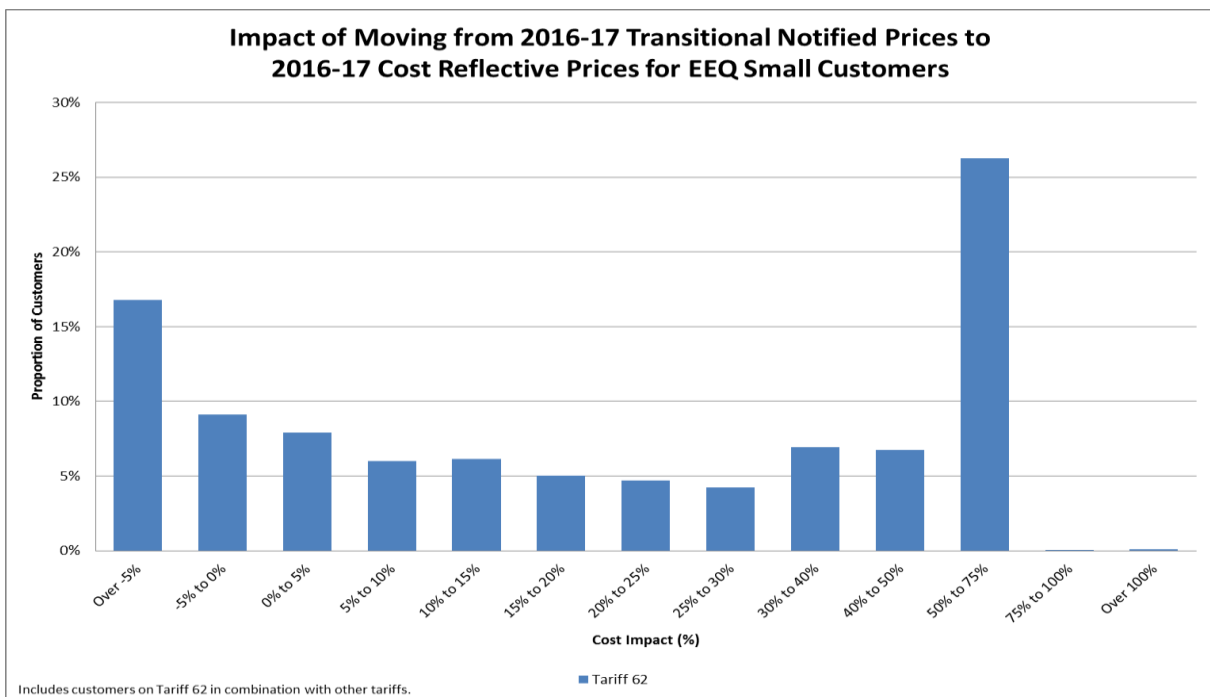
Tariffs 62 and 65 are time-of-use tariffs for farming and irrigation customers. These tariffs align with tariff 20 or 22A for small business customers and tariffs 44 and 45 for large business customers. Figures 28 to 33 below show the distribution of potential impacts for existing customers moving to these standard business tariffs.

**Figure 28 Change in electricity bills for small business customers on tariff 62 moving to tariff 20**



Source: Ergon Retail.

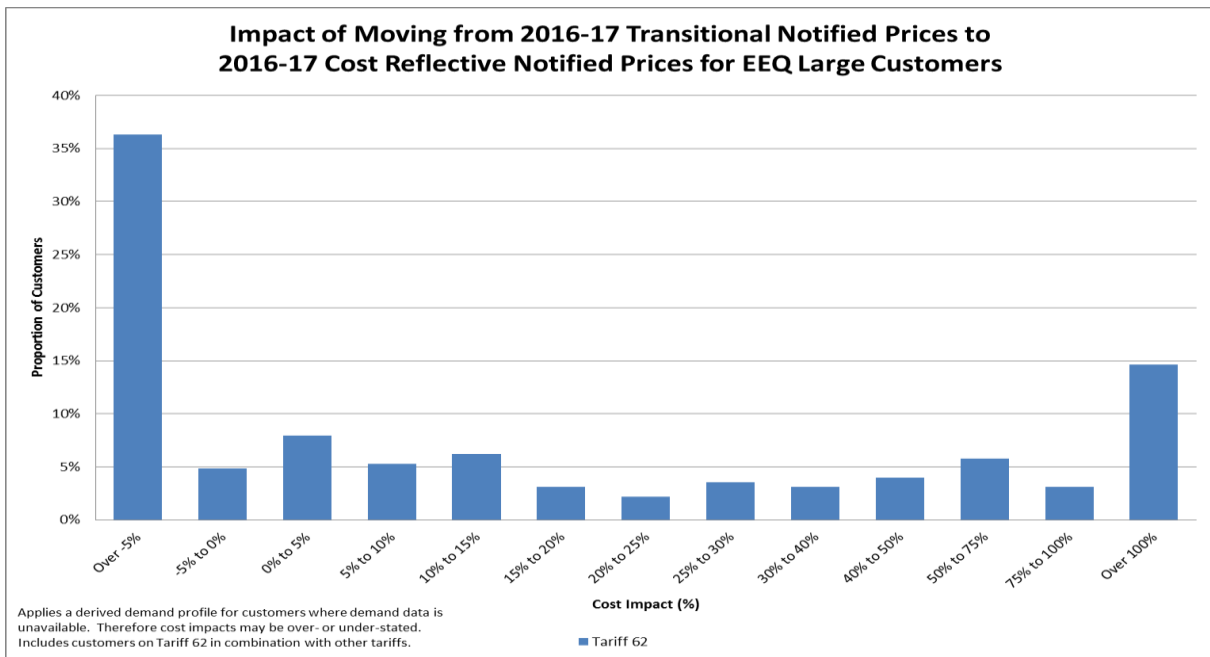
**Figure 29 Change in electricity bills for small business customers on tariff 62 moving to tariff 22A**



Source: Ergon Retail. Assumes 10%/90% peak/off peak split.

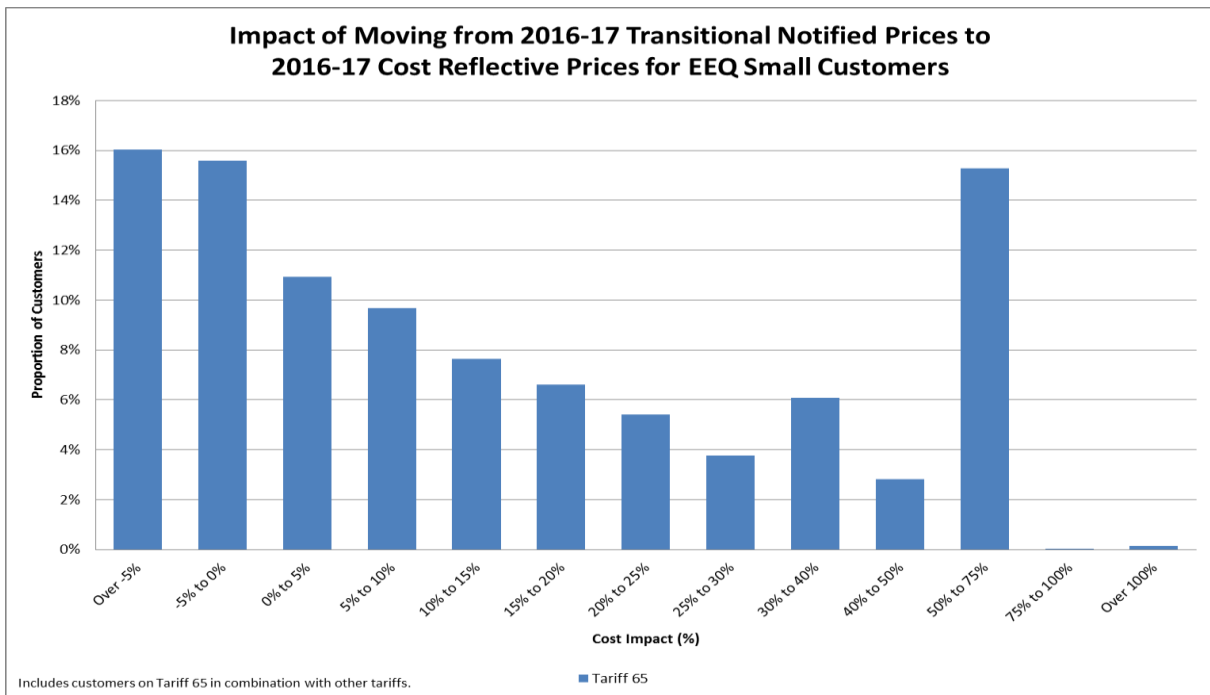
*Note: This determination was made under a superseded delegation. The notified prices in this document will not apply.*

**Figure 30 Change in electricity bills for large business customers on tariff 62 moving to large customer standard business tariffs**



Source: Ergon Retail.

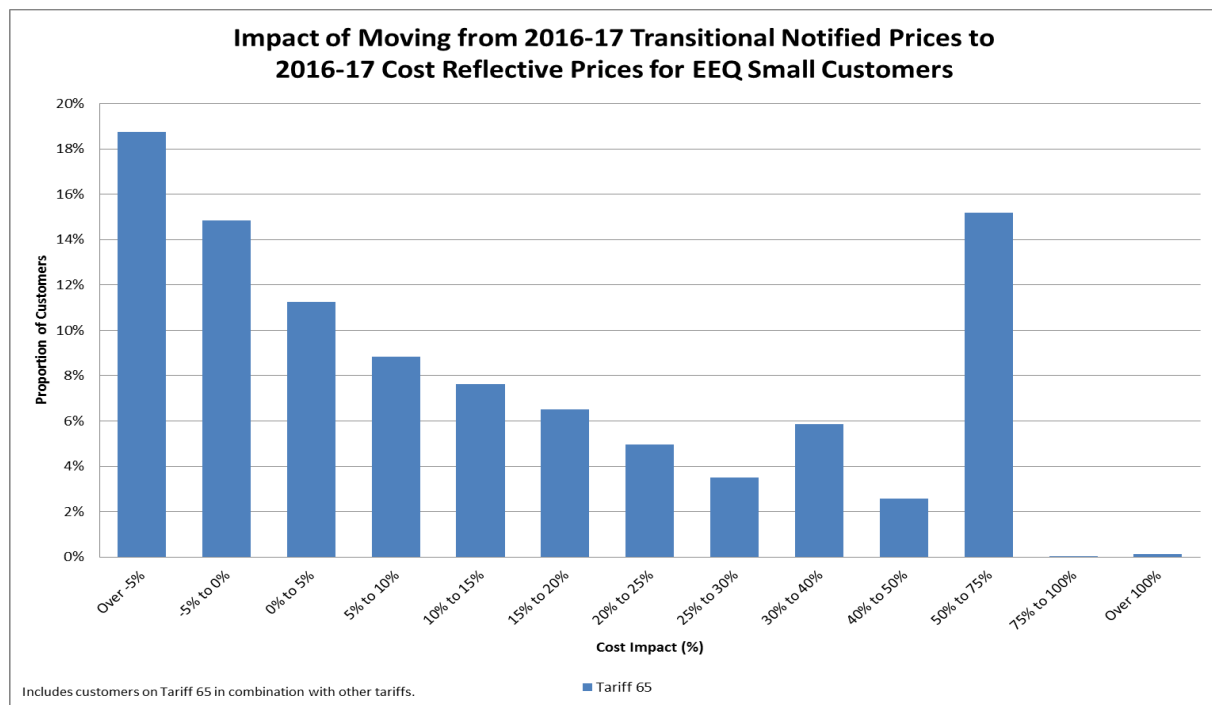
**Figure 31 Change in electricity bills for small business customers on tariff 65 moving to tariff 20**



Source: Ergon Retail.

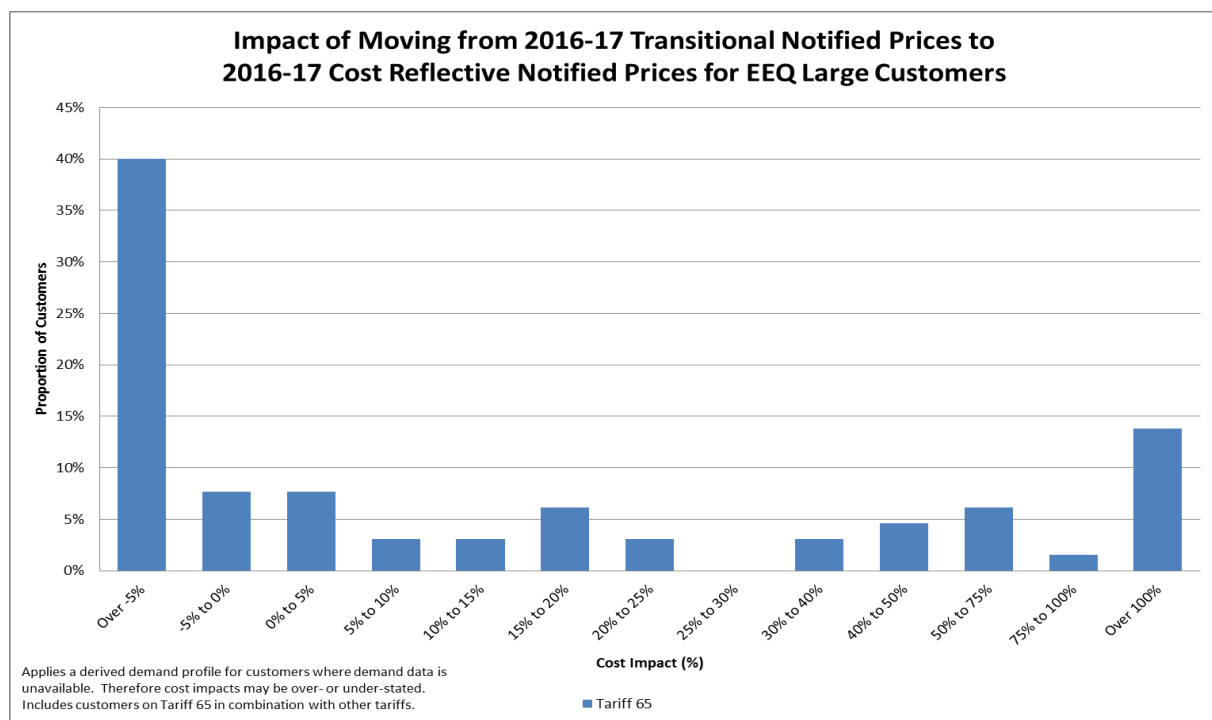
*Note: This determination was made under a superseded delegation. The notified prices in this document will not apply.*

**Figure 32 Change in electricity bills for small business customers on tariff 65 moving to tariff 22A**



Source: Ergon Retail. Assumes 10%/90% peak/off peak split.

**Figure 33 Change in electricity bills for large business customers on tariff 65 moving to large customer standard business tariffs**



Source: Ergon Retail.

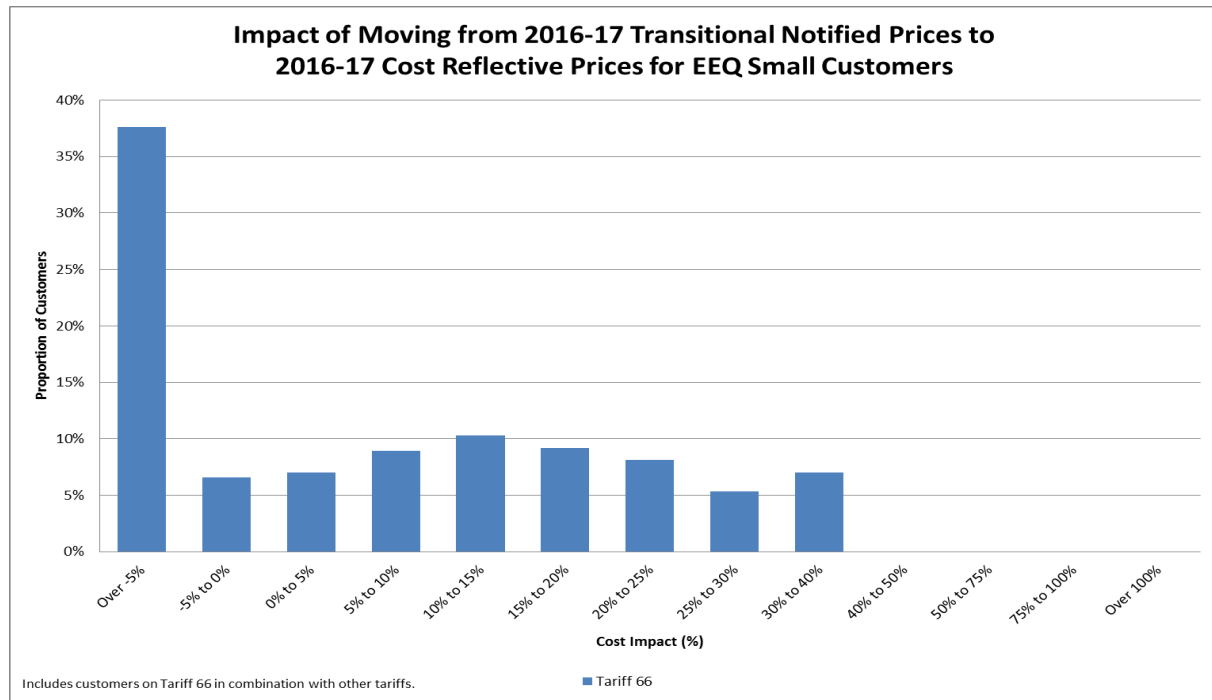


*Note: This determination was made under a superseded delegation. The notified prices in this document will not apply.*

### Tariff 66

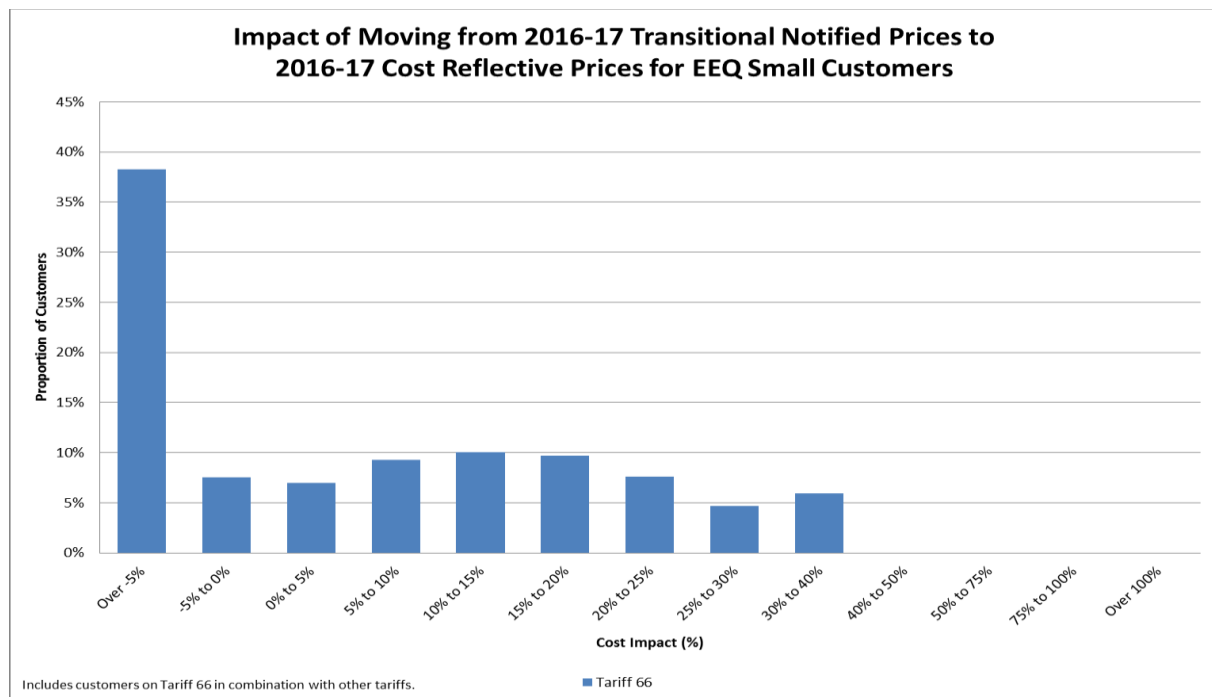
Tariff 66 is a flat-rate tariff for irrigation customers. This tariff aligns with tariff 20 or 22A for small business customers and tariffs 44 and 45 for large business customers. Figures 34 to 36 below show the distribution of potential impacts for existing customers moving to these standard business tariffs.

**Figure 34 Change in electricity bills for small business customers on tariff 66 moving to tariff 20**



Source: Ergon Retail.

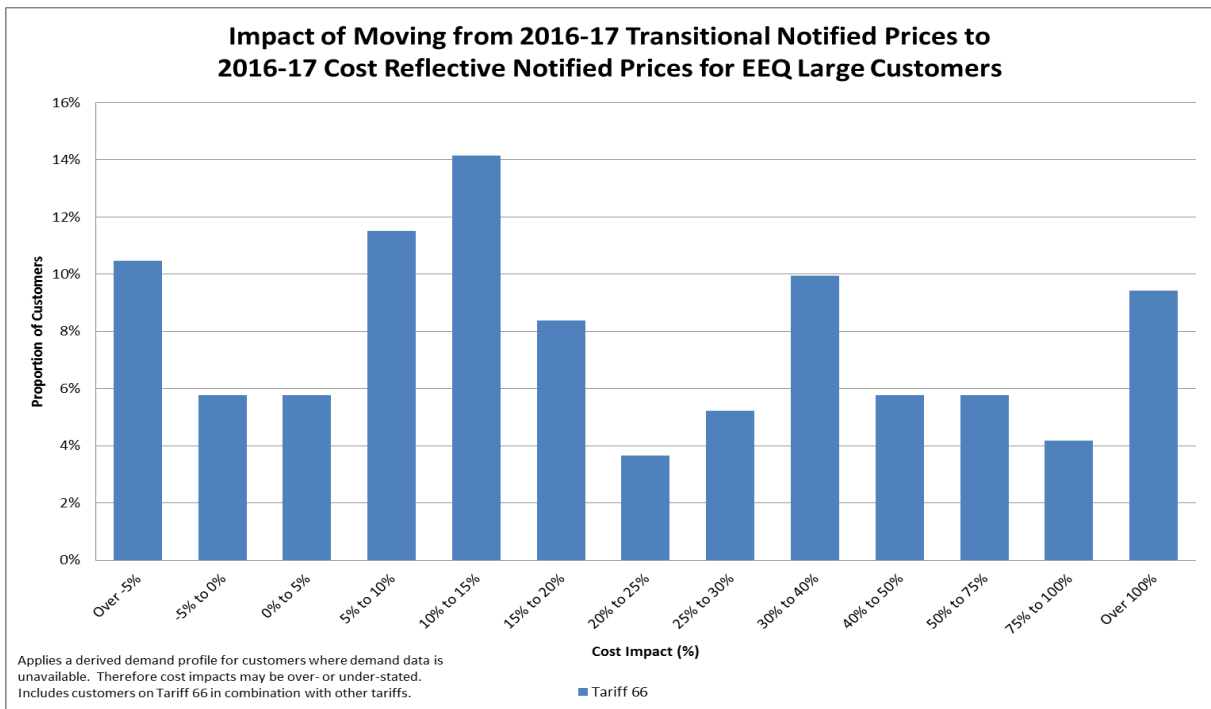
**Figure 35 Change in electricity bills for small business customers on tariff 66 moving to tariff 22A**



Source: Ergon Retail. Assumes 10%/90% peak/off peak split.

*Note: This determination was made under a superseded delegation. The notified prices in this document will not apply.*

**Figure 36 Change in electricity bills for large business customers on tariff 66 moving to large customer standard business tariffs**



Source: Ergon Retail.

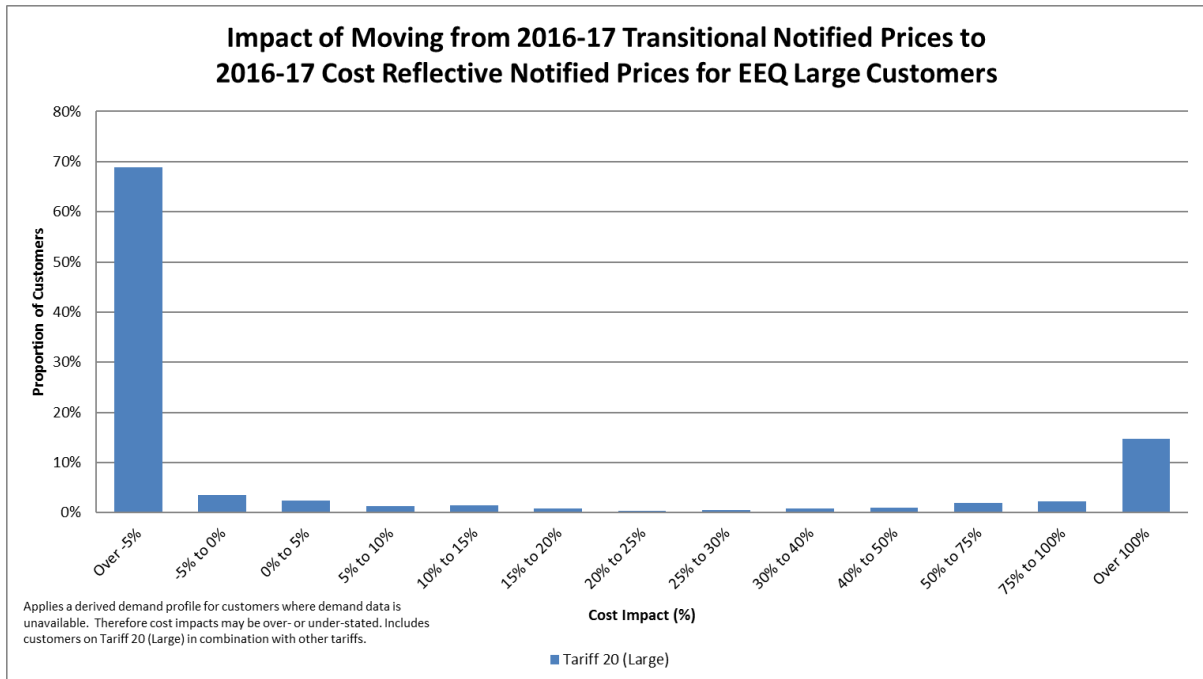
*Note: This determination was made under a superseded delegation. The notified prices in this document will not apply.*

## Large business customer tariffs

### Tariffs 20 (large) and 22 (small and large)

Transitional large tariffs 20 (large) and 22 (small and large) align with tariffs 44 to 53, which are based on Ergon Energy network tariffs and charges. Figures 37 and 38 show the likely impacts for large business customers moving from these transitional tariffs to the most appropriate of the standard large business customer tariffs.

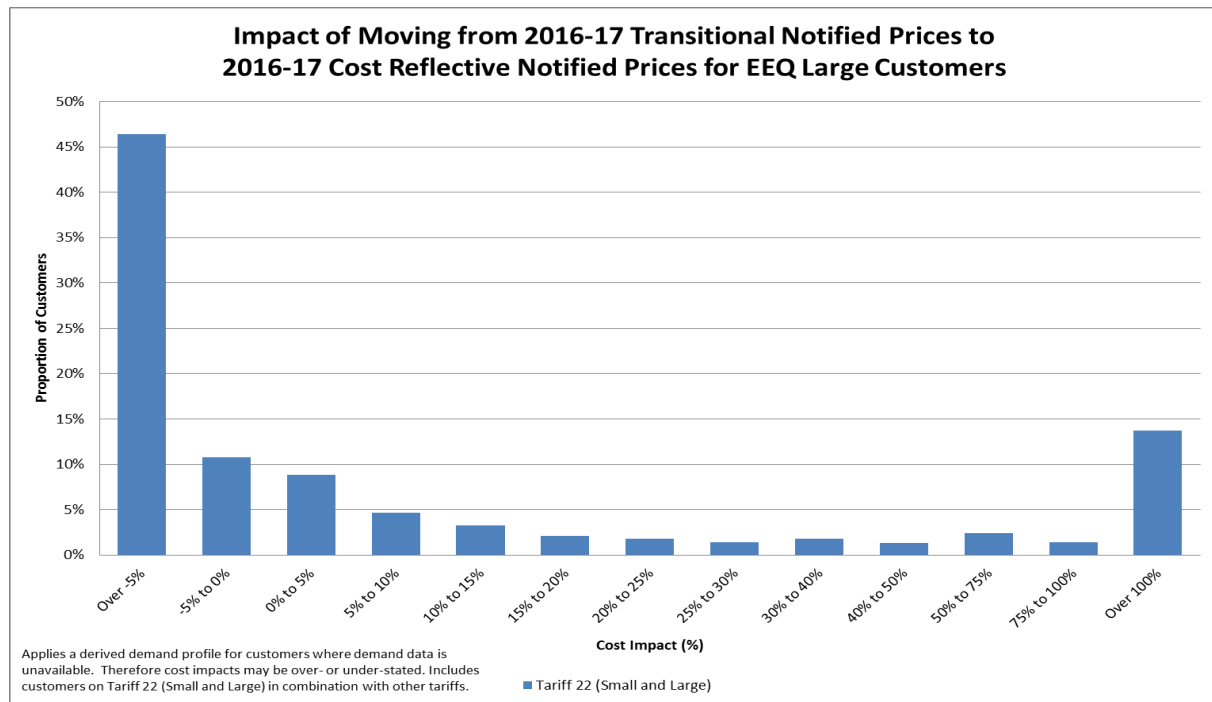
**Figure 37 Change in electricity bills for business customers on tariff 20 (large) moving to large customer standard business tariffs**



Source: Ergon Retail.

*Note: This determination was made under a superseded delegation. The notified prices in this document will not apply.*

**Figure 38 Change in electricity bills for business customers on tariff 22 (small and large) moving to large customer standard business tariffs**

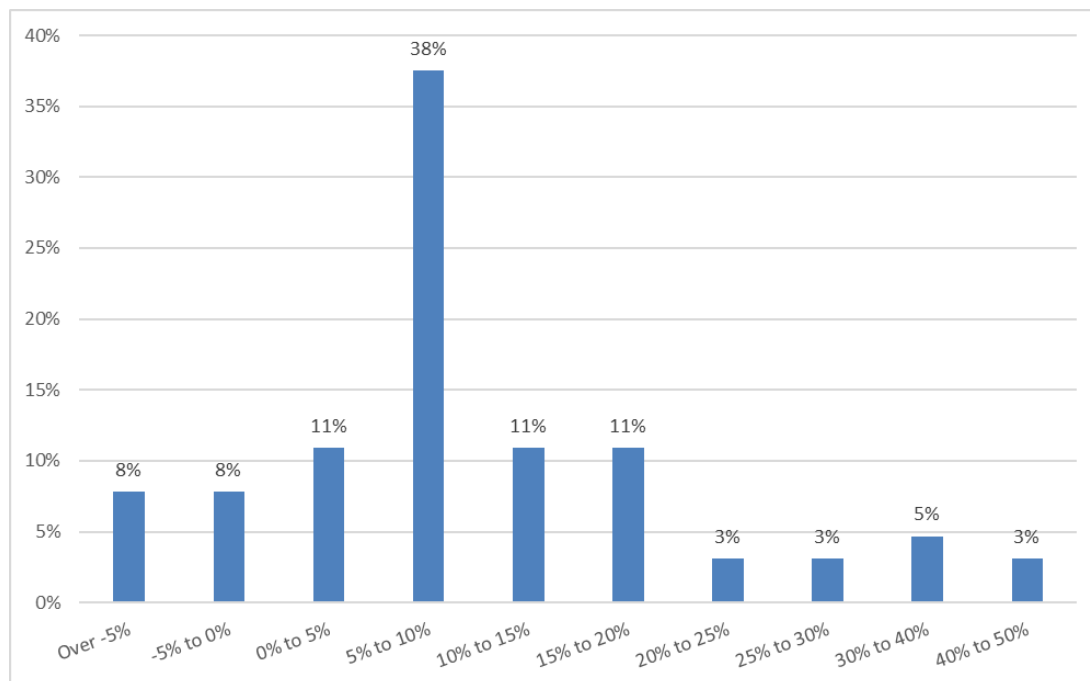


Source: Ergon Retail.

### Tariffs 47 and 48

Transitional very large tariffs 47 and 48 align with tariffs 51A–D, 52A–C and 53, which are based on Ergon Energy network tariffs and charges. Figure 39 shows the likely impacts for large business customers moving from transitional tariffs 47 and 48 to the most appropriate standard business tariffs.

**Figure 39 Estimated bill impact for customers moving from tariffs 47 and 48 to standard business tariffs**



Source: Ergon Retail.

*Note: This determination was made under a superseded delegation. The notified prices in this document will not apply.*

---

## APPENDIX G: GAZETTE NOTICE

---

Since the draft determination all drought assistance provisions have been removed from the gazette notice by DEWS. We understand the drought assistance policy will remain in place and will be published in a separate gazette notice by DEWS.

# Queensland Government Gazette

## RETAIL ELECTRICITY PRICES FOR STANDARD CONTRACT CUSTOMERS

### *Electricity Act 1994*

The notified prices are the prices decided under section 90(1) of the *Electricity Act 1994* (the Electricity Act).

A retailer must charge its Standard Contract Customers, as defined in the Electricity Act, the notified prices subject to the provisions of sections 91, 91A and 91AA of the Electricity Act and section 22A, Division 12A of Part 2 of the National Energy Retail Law (Queensland) (the NERL (Qld)).

Pursuant to the Certificate of Delegation from the Minister for Energy, Biofuels and Water Supply (dated 10 November 2016) and sections 90 and 90AB of the Electricity Act, I hereby state that the Queensland Competition Authority decided that, on and from 1 July 2017, the notified prices are the applicable prices set out in the attached Tariff Schedule.

As required by section 90AB(4) of the Electricity Act, the notified prices are exclusive of the goods and services tax ('GST') payable under the *A New Tax System (Goods and Services Tax) Act 1999* (Cth) (the GST Act).

In addition to the applicable tariff, a retailer may charge a Standard Contract Customer an additional amount in accordance with a program or scheme for the purchase of electricity from renewable or environmentally-friendly sources (whether or not that additional amount is calculated on the basis of the customer's electricity usage), but only if:

- (a) the customer voluntarily participates in such program or scheme;
- (b) the additional amount is payable under the program or scheme; and
- (c) the retailer gives the customer prior written notice of any change to the additional amount payable under the program or scheme.

Dated this 31st day of May 2017.

**Roy Green, Chairman**  
**Queensland Competition Authority**

*Note: This determination was made under a superseded delegation. The notified prices in this document will not apply.*

## TARIFF SCHEDULE

### Part 1

#### APPLICATION

##### A) APPLICATION OF THIS SCHEDULE – GENERAL

This Tariff Schedule replaces the Tariff Schedule published in the Queensland Government Gazette on 31 May 2016.

This Tariff Schedule applies to all Standard Contract Customers in Queensland in the Ergon Energy distribution area.

Definitions of customers and their types are those set out in the Electricity Act and the NERL(Qld). Unless otherwise defined, the terminology used in this Tariff Schedule is intended to be consistent with the energy laws.

##### B) APPLICATION OF TARIFFS

###### General

Distribution entities may have specific eligibility criteria in addition to retail tariff eligibility requirements set out in the Tariff Schedule, e.g. the types of loads and how they are connected to interruptible supply tariffs. Retailers will advise customers of any applicable distribution entity requirements upon tariff assignment or customer request.

Additional customer descriptions:

- *Farming* is the undertaking of agricultural or associated business activities for the primary purpose of profit. The primary use of electricity supplied under a farming tariff should be for farming.
- *Irrigation* is the undertaking of pumping water for farming. The primary use of electricity supplied under an irrigation tariff should be for irrigation.
- A *Connection Asset Customer (CAC)* is a large business customer whose required capacity generally exceeds 1500 kVA and annual energy usage generally exceeds 4GWh as classified by the distribution entity.
- An *Individually Calculated Customer (ICC)* is a large business customer whose annual energy usage generally exceeds 40GWh as classified by the distribution entity.

CAC or ICC customers can only access tariffs where specifically stated in the tariff description, or as agreed by the retailer.

*MI* means the unique identification number applicable to the point at which a premises is connected to a distribution entity's network. For premises connected to the National Electricity Market this is the National Metering Identifier (NMI), and for other premises is the unique identifier allocated by the distribution entity.

An *MI exclusive* tariff cannot be used in conjunction with any other tariff at that MI. All large customer continuous supply tariffs are MI exclusive tariffs unless otherwise stated.

A *primary* tariff is the tariff that reflects the principal purpose of use of electricity at the premises or the majority of the load, and is capable of existing by itself against a MI.

Small business customers can access primary residential tariffs providing the nature of all use on the tariff is consistent with the tariff requirements (refer below for *concessional application* of primary residential tariffs), and is in conjunction

with a primary business tariff (Tariff 20, 21, 22, 22A, 24, 41, 62, 65 or 66) at the same MI.

Primary residential tariffs are also applicable to electricity used in separately metered common sections of residential premises consisting of more than one living unit, but cannot be used in conjunction with another primary residential tariff at the same MI.

A *secondary* tariff is any tariff that is not a primary tariff, and can be accessed only when it is in conjunction with a primary tariff at the same MI unless otherwise stated.

A *seasonal* tariff is any tariff for which charges vary depending on the month the charge applies. Seasonal tariffs can also include time-of-use based charges.

A *time-of-use* tariff is any tariff for which charges vary depending on the time of day.

A *transitional* tariff can be accessed by eligible customers for a limited period of time.

An *obsolete* tariff can only be accessed by customers who:

(a) are on the tariff at the date it becomes obsolete; and

(b) take continuous supply under it.

Transitional and obsolete tariffs will be discontinued no later than the *scheduled phase-out date*. Customers on these tariffs may opt to transfer at any time to applicable standard tariffs.

Any reference in this Tariff Schedule to a time is a reference to Eastern Standard Time.

*Weekdays* mean Monday to Friday including public holidays.

*Summer* is the months of December to February inclusive.

A *daily supply charge* is a fixed amount charged to cover the costs of maintaining electricity supply to a premises, including the costs associated with the provision of equipment (excluding metering and associated services) and general administration. Retailers may use different terms for this charge, for example: Service Charge, Service Fee, Service to Property Charge etc.

A *minimum daily payment* only applies when usage charges for the billing period are less than the total of the minimum daily payment multiplied by the number of days in the billing period. Where the total minimum daily payment is charged, usage charges will not apply.

A *connection charge* reflects the value of the customer's dedicated connection assets and whether these assets were paid for upfront by the customer. The number of connection units allocated to an MI is as advised by the distribution entity.

*Demand* is the average rate of use of electricity over a 30-minute period as recorded in kilowatts (kW) on the associated metering, or as calculated in kilovolt-amperes (kVA) using data recorded on the associated metering. No adjustment to import demand is made for export to the distribution network.

*Maximum demand* is highest demand during the charging period of the particular tariff as identified by the tariff description. Unless otherwise stated, the maximum demand is the value on which demand charges are based.

A *demand threshold* is the demand value below which demand charges do not apply for billing purposes. Where



*Note: This determination was made under a superseded delegation. The notified prices in this document will not apply.*

a demand threshold applies, the chargeable demand is the greater of the maximum demand less the demand threshold, or zero.

*Authorised demand* is the maximum demand permitted to be imported from, or exported to the network, and is specific to each MI. The value is generally established by agreement between the customer and distribution entity.

*Capacity* is a demand-based measure of the network supply capability reserved for a customer. Unless otherwise stated, the capacity charge is the greater of the authorised demand, or actual maximum demand.

*Reactive demand* is the average rate of use of electricity over a 30-minute period as recorded in kilovolt-amperes reactive (kVAr) on the associated metering.

*Permissible reactive demand* for an MI is determined by applying its compliant power factor (as set out by the National Energy Rules) to its authorised demand.

*Excess reactive demand* (also known as excess reactive power) charges are the greater of the reactive demand occurring at the time of the maximum demand, less the permissible reactive demand, or zero.

*Bus* customers are those taking supply via direct connection to the distribution entity's zone substation or similar as advised by the distribution entity.

*Line* customers are those taking supply via direct connection to the distribution entity's high voltage electrical wires, cabling, or similar as advised by the distribution entity.

*Revenue metering* is metering used for billing purposes. Appropriate revenue metering must be in place for each tariff at a MI. If a change to the customer's revenue metering is required to support the applicability of a tariff to a customer, the customer may request the retailer to install the required metering at the customer's cost.

From 1 July 2015, charges for metering and associated services are no longer included in notified prices. Metering charges will now be applied in addition to the notified prices contained in this Tariff Schedule.

The *metrology procedure* is issued by the Australian Energy Market Operator as varied by the Electricity Distribution Network Code.

#### **Tariff changes**

Customers previously supplied under tariffs which have been discontinued or redesignated (whether by number, letter or name) will be supplied under other tariffs appropriate to their installations.

Customers on seasonal and/or transitional time-of-use tariffs cannot change to another tariff less than one year from the application of the tariff to the customer's account without the retailer's agreement unless expressly allowed or permitted by energy law.

#### **Prorating of charges on bills**

Where appropriate, charges on bills will be calculated on a pro rata basis having regard to the number of days in the billing cycle that supply was connected as expressly allowed or permitted by energy law. Retailers can advise customers of which charges on their bills are subject to prorating, and the methodology used.

#### **Supply voltage**

Tariffs in this Schedule can only be accessed by customers taking supply at *low voltage* as set out in the

*Electricity Regulation 2006* unless it is a designated high voltage tariff, or otherwise agreed with the retailer.

Where supply is given and metered at high voltage and the tariff applied is not a designated high voltage tariff, after billing the energy and demand components of the tariff a credit will be allowed of:

- 5 percent of the calculated tariff charge where supply is given at voltages of 11kV to 33kV; or
- 8 percent of the calculated tariff charge where supply is given at voltages of 66kV and above,

provided that the calculated tariff charge after application of the credit is not less than the Minimum Payment or other minimum charge calculated by applying the provisions of the applied tariff.

#### **Card-operated meter customers**

If a customer is an excluded customer (as defined in section 23 of the Electricity Act), the distribution entity may at its absolute discretion agree with the relevant local government authority on behalf of the customer, and the customer's retailer, that the electricity used by the customer is to be measured and charged by means of a card-operated meter.

If, immediately prior to 1 July 2007, electricity being used by a customer at premises is being measured and charged by means of a card-operated meter, the electricity used at the premises may continue to be measured or charged by means of a card-operated meter.

Residential customers with card-operated meters can access Tariff 11 as their primary tariff, and Tariffs 31 and 33 as secondary tariffs.

Small business customers with card-operated meters can access Tariff 20 as their primary tariff.

Charges will be those as set out in Part 2 for the particular tariff.

#### **Other retail fees and charges**

A retailer may charge its Standard Contract Customers the following:

- (a) if, at a customer's request, the retailer provides historical billing data which is more than two years old:
  - a maximum of **\$30**
- (b) retailer's administration fee for a dishonoured payment:
  - a maximum of **\$15**
- (c) financial institution fee for a dishonoured payment:
  - a maximum of **the fee incurred by the retailer**

#### **Concessional application**

Tariffs 11, Tariff 12A and Tariff 14 are also available to customers where they satisfy the additional criteria set out in any one of 1, 2 or 3, below:

1. Separately metered installations where all electricity used is in connection with the provision of a Meals-on-Wheels service, or for the preparation and serving of meals to the needy and for no other purpose.
2. Residential institutions:
  - (a) where the total installation, or that part supplied and separately metered, must be domestic residential (i.e. it must include the electricity usage of the cooking, eating, sleeping and bathing areas which are associated with the residential usage). Medical facilities, e.g. an infirmary, which are part of the complex may be included; and

*Note: This determination was made under a superseded delegation. The notified prices in this document will not apply.*

- (b) that are:
- (i) a deductible gift recipient under section 30-227(2) of the *Income Tax Assessment Act 1997* to which donations of \$2.00 and upwards are tax deductible; and
  - (ii) a non-profit organisation that:
    - A. imposes no scheduled charge on the residents for the services or accommodation that is provided (i.e. organisations that provide emergency accommodation facilities for the needy); or
    - B. if scheduled charges are made for the services or accommodation provided, then all residents must be pensioners or, if not pensioners, persons eligible for subsidised care under the *Aged Care Act 1997* or the *National Health Act 1953*.
3. Organisations providing support and crisis accommodation which:
- (a) meet the eligibility criteria of the Specialist Homelessness Services administered by the State Department of Housing and Public Works; and
  - (b) are a deductible gift recipient under section 30-227(2) of the *Income Tax Assessment Act 1997* to which donations of \$2.00 and upwards are tax deductible.

## Part 2

### STANDARD TARIFFS

#### A) SMALL CUSTOMER TARIFFS

##### Continuous supply tariffs

###### Tariff 11

This is a residential flat-rate primary tariff.

Usage:	27.036 c/kWh
Daily supply charge:	88.101 c

###### Tariff 12A

This is a residential seasonal time-of-use primary tariff.

Usage:	
Summer	
Peak	
3:00pm to 9:30pm	62.116 c/kWh
Off-peak	
All other times	22.049 c/kWh
All other times	22.049 c/kWh
Daily supply charge:	92.882 c

###### Tariff 14

This is a residential seasonal time-of-use monthly demand primary tariff.

*Daily demand* is the average of the 13 half-hourly demand recordings for each day from 3:00pm to 9:30pm for the *Peak* period (Summer), and the *Off-peak* period (all other times).

*Peak chargeable demand* is the average of the four highest peak daily demands in the month.

*Off-peak chargeable demand* is the greater of the average of the four highest off-peak daily demands in the month, or 3kW.

Chargeable demand:	
Peak	\$64.259 per kW
Off-peak	\$9.695 per kW
Usage:	18.081 c/kWh
Daily supply charge:	56.317 c

###### Tariff 20

This is a small business flat-rate primary tariff.

Usage:	28.994 c/kWh
Daily supply charge:	121.491 c

###### Tariff 22A

This is a small business seasonal time-of-use primary tariff.

Usage:	
Summer	
Peak	
10:00am to 8:00pm weekdays	59.556 c/kWh
Off-peak	
All other times	25.006 c/kWh
All other times	25.006 c/kWh
Daily supply charge:	121.491 c

###### Tariff 24

This is a small business seasonal time-of-use monthly demand primary tariff.

*Daily demand* is the average of the 20 half-hourly demand recordings for each weekday from 10:00am to 8:00pm for the *Peak* period (Summer), and the *Off-peak* period (all other times).

*Peak chargeable demand* is the average of the four highest peak daily demands in the month.

*Off-peak chargeable demand* is the greater of the average of the four highest off-peak daily demands in the month, or 3kW.

Chargeable demand:	
Peak	\$101.001 per kW
Off-peak	\$10.663 per kW
Usage:	19.833 c/kWh
Daily supply charge:	76.658 c



*Note: This determination was made under a superseded delegation. The notified prices in this document will not apply.*

**Tariff 41**

This is a small business monthly demand primary tariff.

Demand:	<b>\$26.211 per kW</b>
Usage:	<b>16.941 c/kWh</b>
Daily supply charge:	<b>552.453 c</b>

**Interruptible supply tariffs****General:**

These tariffs are applicable when electricity supply is:

- (a) connected to approved apparatus (e.g. pool pump) via a socket-outlet as approved by the retailer; or
- (b) permanently connected to approved apparatus (e.g. electric hot water system) as approved by the retailer (but not applicable if provision has been made to supply the apparatus under a different tariff during the supply interruption period).

The retailer will arrange the provision of load control equipment on a similar basis to provision of the required revenue metering.

**Tariff 31**

This is a small customer flat-rate secondary tariff with interruptible supply.

Supply will be available for a minimum of 8 hours per day, but times when supply is available is subject to variation at the absolute discretion of the distribution entity. In general, this supply will be between the hours of 10.00 pm and 7.00 am.

In addition to the *general* requirements above, this tariff is also applicable when electricity supply is permanently connected to approved specified parts of apparatus (e.g. hot water system booster heating unit), as approved by the retailer, but not applicable if provision has been made to supply the specified part under a different tariff during the supply interruption period except as agreed by the retailer (e.g. for a one-shot booster for a solar hot water system), in which case it must be metered under and charged at the primary tariff of the premises concerned, or if more than one primary tariff exists, the tariff applicable to general power usage at the premises.

Usage:	<b>16.323 c/kWh</b>
--------	---------------------

**Tariff 33**

This is a small customer flat-rate secondary tariff with interruptible supply.

Supply will be available for a minimum of 18 hours per day, but times when supply is available is subject to variation at the absolute discretion of the distribution entity.

In addition to the *general* requirements above, this tariff is also applicable as a primary tariff at the absolute discretion of the retailer.

This tariff shall not apply in conjunction with Tariff 24.

Usage:	<b>21.584 c/kWh</b>
--------	---------------------

**B) LARGE CUSTOMER TARIFFS****Tariff 44**

This is a large business monthly demand primary tariff.

Demand threshold:	<b>30 kW</b>
Chargeable demand:	<b>\$37.763 per kW</b>
Usage:	<b>14.914 c/kWh</b>
Daily supply charge:	<b>5047.367 c</b>

**Tariff 45**

This is a large business monthly demand primary tariff.

Demand threshold:	<b>120 kW</b>
Chargeable demand:	<b>\$28.451 per kW</b>
Usage:	<b>14.914 c/kWh</b>
Daily supply charge:	<b>16246.438 c</b>

**Tariff 46**

This is a large business monthly demand primary tariff.

Demand threshold:	<b>400 kW</b>
Chargeable demand:	<b>\$23.288 per kW</b>
Usage:	<b>14.892 c/kWh</b>
Daily supply charge:	<b>42273.724 c</b>

**Tariff 50**

This is a large business seasonal time-of-use monthly demand primary tariff.

*Peak* is Summer, being 10:00am to 8:00pm on Summer weekdays for determining chargeable demand, and all day each day for usage. *Off-peak* is all times in non-summer months for determining chargeable demand and usage.

**Peak**

Demand threshold:	<b>20 kW</b>
Chargeable demand:	<b>\$63.640 per kW</b>
Usage:	<b>14.468 c/kWh</b>

**Off-peak**

Demand threshold:	<b>40 kW</b>
Chargeable demand:	<b>\$11.597 per kW</b>
Usage:	<b>17.252 c/kWh</b>
Daily supply charge:	<b>4140.904 c</b>

*Note: This determination was made under a superseded delegation. The notified prices in this document will not apply.*

**Tariff 51 suite****General:**

These are large business high-voltage monthly demand primary tariffs only for customers classified as CAC supplied as indicated.

**Tariff 51A**

Customers supplied at 66kV.

Demand:	<b>\$2.784 per kVA</b>
Capacity:	<b>\$4.714 per kVA</b>
Excess reactive demand:	<b>\$4.454 per kVAr</b>
Usage:	<b>14.300 c/kWh</b>
Connection charge:	<b>\$10.523 per day/unit</b>
Daily supply charge:	<b>27650.387 c</b>

**Tariff 51B**

Customers supplied at 33kV.

Demand:	<b>\$2.784 per kVA</b>
Capacity:	<b>\$5.632 per kVA</b>
Excess reactive demand:	<b>\$4.454 per kVAr</b>
Usage:	<b>14.300 c/kWh</b>
Connection charge:	<b>\$10.523 per day/unit</b>
Daily supply charge:	<b>20825.387 c</b>

**Tariff 51C**

Customers supplied on an 11 or 22kV bus.

Demand:	<b>\$3.452 per kVA</b>
Capacity:	<b>\$6.475 per kVA</b>
Excess reactive demand:	<b>\$4.454 per kVAr</b>
Usage:	<b>14.304 c/kWh</b>
Connection charge:	<b>\$10.523 per day/unit</b>
Daily supply charge:	<b>19355.387 c</b>

**Tariff 51D**

Customers supplied on an 11 or 22kV line.

Demand:	<b>\$6.903 per kVA</b>
Capacity:	<b>\$12.599 per kVA</b>
Excess reactive demand:	<b>\$4.454 per kVAr</b>
Usage:	<b>14.321 c/kWh</b>
Connection charge:	<b>\$10.523 per day/unit</b>
Daily supply charge:	<b>18515.387 c</b>

**Tariff 52 suite****General:**

These are large business high-voltage seasonal time-of-use monthly demand primary tariffs only for customers classified as CAC supplied as indicated.

*Chargeable demand* is the maximum demand between 10:00am and 8:00pm Summer weekdays.

*Chargeable capacity* excludes all demands occurring during the chargeable demand periods.

**Tariff 52A**

Customers supplied at 33 or 66kV.

Chargeable demand:	<b>\$12.248 per kVA</b>
Chargeable capacity:	<b>\$7.477 per kVA</b>
Excess reactive demand:	<b>\$4.454 per kVAr</b>
Usage:	
Summer:	<b>13.743 c/kWh</b>
All other times:	<b>14.188 c/kWh</b>
Connection charge:	<b>\$10.523 per day/unit</b>
Daily supply charge:	<b>15050.387 c</b>

**Tariff 52B**

Customers supplied on an 11 or 22kV bus.

Chargeable demand:	<b>\$44.093 per kVA</b>
Chargeable capacity:	<b>\$5.250 per kVA</b>
Excess reactive demand:	<b>\$4.454 per kVAr</b>
Usage:	
Summer:	<b>13.747 c/kWh</b>
All other times:	<b>14.193 c/kWh</b>
Connection charge:	<b>\$10.523 per day/unit</b>
Daily supply charge:	<b>15050.387 c</b>

**Tariff 52C**

Customers supplied on an 11 or 22kV line.

Chargeable demand:	<b>\$80.540 per kVA</b>
Chargeable capacity:	<b>\$9.704 per kVA</b>
Excess reactive demand:	<b>\$4.454 per kVAr</b>
Usage:	
Summer:	<b>13.764 c/kWh</b>
All other times:	<b>14.209 c/kWh</b>
Connection charge:	<b>\$10.523 per day/unit</b>
Daily supply charge:	<b>15050.387 c</b>

*Note: This determination was made under a superseded delegation. The notified prices in this document will not apply.*

**Tariff 53**

This is a large business high-voltage primary tariff only for customers classified as ICC.

Demand:	<b>\$6.903 per kVA</b>
Capacity:	<b>\$12.599 per kVA</b>
Excess reactive demand:	<b>\$4.454 per kVAr</b>
Usage:	<b>14.321 c/kWh</b>
Daily supply charge:	<b>18515.387 c</b>

**Part 3****TRANSITIONAL AND OBSOLETE TARIFFS****Tariff 20 (large)**

This is a transitional large business flat-rate primary tariff.

This tariff cannot be accessed by small customers.

Scheduled phase-out date:	1 July 2020
Usage:	<b>37.875 c/kWh</b>
Daily supply charge:	<b>77.429 c</b>

**Tariff 21**

This is a transitional business declining-block primary tariff.

This tariff shall not apply in conjunction with Tariff 20, 22, 22A, 24 or 62.

Scheduled phase-out date:	1 July 2020
Usage:	
First 100 kWh/month	<b>51.799 c/kWh</b>
Next 9,900 kWh/month	<b>48.669 c/kWh</b>
All remaining usage	<b>37.050 c/kWh</b>
Minimum daily payment:	<b>76.225 c</b>

**Tariff 22 (small and large)**

This is a transitional business time-of-use primary tariff.

Scheduled phase-out date:	1 July 2020
Usage:	
Peak	
7:00am to 9:00pm weekdays	<b>50.190 c/kWh</b>
Off-peak	
All other times	<b>17.674 c/kWh</b>
Daily supply charge:	<b>186.090 c</b>

**Tariff 37**

This is an obsolete business time-of-use primary tariff.

This tariff is applicable when electricity supply is permanently connected to approved apparatus (e.g. electric storage hot water system, apparatus for the production of steam) as approved by the retailer.

Scheduled phase-out date:	1 July 2020
Usage:	
Peak	
4:30pm to 10:30pm	<b>54.949 c/kWh</b>
Off-peak	
All other times	<b>21.969 c/kWh</b>
Minimum daily payment:	<b>30.851 c</b>

**Tariff 47**

This is an obsolete large business high voltage monthly demand primary tariff.

Supply under this tariff will be at a standard high voltage, the level of which shall be prescribed by the distribution entity. Credits for high voltage supply are not applicable to this tariff.

Scheduled phase-out date:	1 July 2022
Demand threshold:	<b>400 kW</b>
Chargeable demand:	<b>\$28.071 per kW</b>
Usage:	<b>12.539 c/kWh</b>
Daily supply charge:	<b>45021.992 c</b>

**Tariff 48**

This is an obsolete large business high voltage monthly demand primary tariff only for customers classified as CAC or ICC.

Scheduled phase-out date:	1 July 2022
Demand threshold:	<b>400 kW</b>
Chargeable demand:	<b>\$29.029 per kW</b>
Usage:	<b>12.967 c/kWh</b>
Daily supply charge:	<b>47047.897 c</b>

**Tariff 62**

This is a transitional farming business time-of-use declining-block primary tariff.

This tariff shall not apply in conjunction with Tariff 20, 21, 22, 22A or 24.

Scheduled phase-out date:	1 July 2020
Usage:	
Peak	
7:00am to 9:00pm weekdays	
First 10,000 kWh/month	<b>48.818 c/kWh</b>
All remaining usage	<b>41.282 c/kWh</b>
Off-peak	
All other times	<b>17.262 c/kWh</b>
Daily supply charge:	<b>82.332 c</b>

*Note: This determination was made under a superseded delegation. The notified prices in this document will not apply.*

**Tariff 65**

This is a transitional irrigation business time-of-use primary tariff.

The *daily pricing period* is a fixed 12-hour period as agreed between the retailer and the customer from the range 7.00am to 7.00pm; 7.30am to 7.30pm; or 8.00am to 8.00pm Monday to Sunday inclusive.

No alteration to the agreed daily pricing period is permitted until a period of twelve months has elapsed from the previous selection.

Scheduled phase-out date:	1 July 2020
Usage:	
<i>Peak</i>	
Daily pricing period	<b>38.482 c/kWh</b>
<i>Off-peak</i>	
All other times	<b>21.196 c/kWh</b>
Daily supply charge:	<b>81.362 c</b>

**Tariff 66**

This is a transitional irrigation business fixed annual dual-rate demand primary tariff.

The annual fixed charge is determined by the connected motor capacity used for irrigation pumping.

Any customer taking supply under this tariff who requests a temporary disconnection will not be reconnected unless an amount equivalent to the fixed charge that would have otherwise applied corresponding to the period of disconnection, has been paid.

Scheduled phase-out date:	1 July 2020
Fixed charge (annual):	
First 7.5 kW	<b>\$39.118 per kW</b>
Remaining kW	<b>\$117.614 per kW</b>
Usage:	<b>20.170 c/kWh</b>
Daily supply charge:	<b>179.318 c</b>

**Part 4****UNMETERED SUPPLY TARIFFS****Tariff 71**

This is a business flat-rate primary tariff for street lighting.

*Street lighting customers* as defined in Queensland legislative instruments, are State or local government agencies for street lighting loads.

Street lights are deemed to illuminate the following types of roads:

- *Local government* controlled roads comprising land that is:
  - (a) dedicated to public use as a road; or
  - (b) developed for (or has as one of its main uses) the driving or riding of motor vehicles and is open to, or used by, the public; or
  - (c) a footpath or bicycle path; or
  - (d) a bridge, culvert, ford, tunnel or viaduct,
 and excludes State-controlled roads and public thoroughfare easements; and
- *State-controlled roads* declared as such under the *Transport Infrastructure Act 1994* (Qld).

All usage will be determined in accordance with the metrology procedure.

Usage:	<b>32.025 c/kWh</b>
Daily supply charge:	<b>0.525 c/lamp</b>

**Tariff 91**

This is a business flat-rate primary tariff.

It is available only to customers with small loads other than street lights as approved by the retailer, and applies where:

- (a) the load pattern is predictable;
- (b) for the purposes of settlements, the load pattern (including load and on/off time) can be reasonably calculated by a relevant method set out in the metrology procedure; and
- (c) it would not be cost effective to meter the connection point taking into account:
  - (i) the small magnitude of the load;
  - (ii) the connection arrangements; and
  - (iii) the geographical and physical location.

Charges are based on usage determined by the retailer.

Charges for installation, maintenance and removal of supply to an unmetered installation may apply in addition to the charge for electricity supplied. These charges are unregulated.

Usage:	<b>26.099 c/kWh</b>
--------	---------------------

---

*End of Tariff Schedule*



*Note: This determination was made under a superseded delegation. The notified prices in this document will not apply.*

## APPENDIX H: ASSUMPTIONS AND DATA USED TO DETERMINE CUSTOMER IMPACTS

Typical customer figures are based on the annual consumption of the median customer on each tariff in regional Queensland. Consistent with previous price determinations, Ergon Distribution provided the forecast usage for tariffs 12A and 22A<sup>159</sup> while Ergon Retail provided actual usage data for the remaining tariffs.

Ergon Retail advised that it was only able to provide usage data covering the period March 2015 till March 2016 as more recent data were not available due to the work program and data migration required to implement Ergon Retail's new billing system.

The median customer is the middle customer in terms of consumption out of all customers on each tariff. As such, approximately half of all customers will use less electricity than the typical figure, and half will use more. Stakeholders requested the QCA provide a range of bill impacts for residential customers. For this price determination, the QCA has provided tariff 11 bill impacts for the 25th and 75th percentile customers. One quarter of customers will use less electricity than the 25th percentile customer, while three-quarters of customers will use less electricity than the 75th percentile customer.

Stakeholders noted that the typical customer figures provided by Ergon Retail appear lower than those on the AER's Energy Made Easy website. The reason for the discrepancy is that the Energy Made Easy website uses average consumption figures based on a survey of 4,000 customers across Australia in 2014, while Ergon Retail uses actual consumption figures from their customer base of over 700,000 electricity customers in regional Queensland.

**Table 35 Usage data used to determine customer impacts**

<i>Retail tariff</i>	<i>Usage (kWh per year)</i>	<i>Peak usage (%)</i>	<i>Off-peak usage (%)</i>	<i>Demand (kW per month)</i>	<i>Demand threshold (kW per month)</i>
T11 (only)—25th percentile	2,568				
T11 (only)—median	4,173				
T11 (only)—75th percentile	6,478				
T11 (with T31)—median	4,425				
T31—median	1,774				
T11 (with T33)—median	4,134				
T33—median	1,669				
T20—median	6,776				
T12A—median	4,159	11.0	89.0		
T22A—median <sup>a</sup>	7,625	10.1	89.9		
T44—median	244,308			63	30

<sup>159</sup> Forecast data were provided, as actual usage data were considered unreliable due to the very small number of customers on these tariffs.

*Note: This determination was made under a superseded delegation. The notified prices in this document will not apply.*

<b>Retail tariff</b>	<b>Usage (kWh per year)</b>	<b>Peak usage (%)</b>	<b>Off-peak usage (%)</b>	<b>Demand (kW per month)</b>	<b>Demand threshold (kW per month)</b>
T45–median	931,464			231	120
T46–median	2,596,788			556	400

*a* The substantial changes of this forecast between the 2016–17 and 2017–18 price determinations is due to Ergon Distribution refining its data set used to estimate the median usage. Ergon Distribution advised that it has updated its dataset to reflect the load characteristics of all customers, not just those customers modelled to transfer to tariff 22A.

Source: Ergon Retail and Ergon Distribution

*Note: This determination was made under a superseded delegation. The notified prices in this document will not apply.*

## APPENDIX I: SUMMARY OF CONCESSIONAL ARRANGEMENTS FOR ENERGY IN QUEENSLAND

<b>Concession Name</b>	<b>Eligibility Criteria</b>	<b>Annual Amount</b>
Electricity Rebate <sup>a</sup>	Customers with a Pensioner Concession Card issued by either Centrelink or Department of Veterans' Affairs, a Department of Veterans' Affairs Gold Card (and recipient of the War Widow Pension or special rate TPI Pension), a Queensland Government Seniors Card, a Commonwealth Health Care Card, and customers who are asylum seekers.	\$329.96
Reticulated Natural Gas Rebate <sup>a</sup>	As for Electricity Rebate.	\$69.73
Medical Cooling and Heating Electricity Concession Scheme	Queensland residents with a qualifying medical condition requiring cooling or heating to prevent the decline of symptoms, who reside at their principal place of residence which has an air-conditioning unit.	\$329.96
Home Energy Emergency Assistance Scheme	Customers must either hold a current, eligible concession card, or have a base income of no more than the Commonwealth Government's maximum income rate for part-age pensioners, or be on their retailer's hardship program or payment plan.	Up to \$720 once every two years.
Electricity Life Support Concession Scheme	Customers must be medically assessed in accordance with the eligibility criteria determined by Queensland Health. In addition, oxygen concentrators must be provided rent-free by Queensland Health to persons who hold an eligible concession card and meet the eligibility criteria of the Medical Aids Subsidy Scheme. Kidney dialysis machines must be provided rent-free by Queensland Health to persons based on clinical needs and supplied through Queensland hospitals.	\$672 per year for each oxygen concentrator; \$450.03 for each kidney dialysis machine.
Drought relief from Electricity Charges Scheme	Certain farmers who use electricity for irrigation pumping during periods of very low or no water availability.	The fixed electricity charge is waived for Ergon Energy customers, and reimbursed by the Department of Energy and Water Supply for customers of other retail entities.
Energy Savvy Families program	Ergon Energy will invite about 5,500 low-income, residential customers in 10 regional towns in Queensland to install digital meters free of charge. Expressions of interest can be lodged with Ergon Energy.	Free installation of digital meters.

<sup>a</sup> On 1 April 2017, the Queensland Government announced that Commonwealth Health Care Card holders and asylum seekers became eligible to apply for the Electricity Rebate through their retailer. See media release 'New electricity rebate is now available to help those who need it most'.

For more information see <https://www.dews.qld.gov.au/electricity/rebates>

*Note: This determination was made under a superseded delegation. The notified prices in this document will not apply.*

## APPENDIX J: BUILD-UP OF NOTIFIED PRICES

**Table 36 Regulated retail tariffs and prices for residential customers (GST exclusive)**

<i>Retail tariff</i>	<i>Tariff component</i>	<i>Fixed<sup>a</sup> (c/day)</i>	<i>Peak usage (c/kWh)</i>	<i>Off-peak/Flat usage (c/kWh)</i>	<i>Peak demand (\$/kW/month)</i>	<i>Off-peak/Flat demand (\$/kW/month)</i>
Tariff 11— Residential (flat-rate)	Network	48.021		10.248		
	Energy			12.939		
	Fixed retail	35.884				
	Variable retail			2.613		
	Standing offer adjustment	4.195		1.290		
	SRES cost pass-through			-0.0539		
	<b>Total</b>		<b>88.101</b>		<b>27.036</b>	
Tariff 12A— Residential (seasonal time-of-use)	Network	52.576	40.273	5.979		
	Energy		12.939	12.939		
	Fixed retail	35.884				
	Variable retail		5.997	2.132		
	Standing offer adjustment	4.423	2.960	1.053		
	SRES cost pass-through		-0.0539	-0.0539		
	<b>Total</b>		<b>92.882</b>	<b>62.116</b>	<b>22.049</b>	
Tariff 14— Residential (seasonal time-of-use demand)	Network	17.751		2.583	55.001	8.298
	Energy			12.939		
	Fixed retail	35.884				
	Variable retail			1.749	6.199	0.935
	Standing offer adjustment	2.682		0.864	3.060	0.462
	SRES cost pass-through			-0.0539		
	<b>Total</b>		<b>56.317</b>		<b>18.081</b>	<b>64.259</b>
Tariff 31— Night rate super economy	Network			6.015		
	Energy			8.002		
	Fixed retail					
	Variable retail			1.580		



*Note: This determination was made under a superseded delegation. The notified prices in this document will not apply.*

<b>Retail tariff</b>	<b>Tariff component</b>	<b>Fixed<sup>a</sup> (c/day)</b>	<b>Peak usage (c/kWh)</b>	<b>Off-peak/Flat usage (c/kWh)</b>	<b>Peak demand (\$/kW/month)</b>	<b>Off-peak/Flat demand (\$/kW/month)</b>
	Standing offer adjustment			0.780		
	SRES cost pass-through			-0.0539		
	<b>Total</b>			<b>16.323</b>		
Tariff 33— Controlled supply economy	Network			8.535		
	Energy			9.985		
	Fixed retail					
	Variable retail			2.087		
	Standing offer adjustment			1.030		
	SRES cost pass-through			-0.0539		
	<b>Total</b>				<b>21.584</b>	

<sup>a</sup> Charged per metering point.

*Note: Totals may not add due to rounding.*

*Note: This determination was made under a superseded delegation. The notified prices in this document will not apply.*

**Table 37 Regulated retail tariffs and prices for small business and unmetered supply customers (GST exclusive)**

<i>Retail tariff</i>	<i>Tariff component</i>	<i>Fixed<sup>a</sup> (c/day)</i>	<i>Peak usage (c/kWh)</i>	<i>Off-peak/Flat usage (c/kWh)</i>	<i>Peak demand (\$/kW/month)</i>	<i>Off-peak/Flat demand (\$/kW/month)</i>
Tariff 20–Business (flat-rate)	Network	64.845		11.587		
	Energy			12.939		
	Fixed retail	50.861				
	Variable retail			3.139		
	Standing offer adjustment	5.785		1.383		
	SRES cost pass- through			-0.0546		
	<b>Total</b>		<b>121.491</b>		<b>28.994</b>	
Tariff 22A– Business (seasonal time-of- use)	Network	64.845	37.391	8.220		
	Energy		12.939	12.939		
	Fixed retail	50.861				
	Variable retail		6.442	2.708		
	Standing offer adjustment	5.785	2.839	1.193		
	SRES cost pass- through		-0.0546	-0.0546		
	<b>Total</b>		<b>121.491</b>	<b>59.556</b>	<b>25.006</b>	
Tariff 24–Business (seasonal time-of- use demand)	Network	22.147		3.853	85.276	9.003
	Energy			12.939		
	Fixed retail	50.861				
	Variable retail			2.149	10.915	1.152
	Standing offer adjustment	3.650		0.947	4.810	0.508
	SRES cost pass- through			-0.0546		
	<b>Total</b>		<b>76.658</b>		<b>19.833</b>	<b>101.001</b>
Tariff 41–Business low voltage (demand)	Network	475.285		1.411		22.130
	Energy			12.939		
	Fixed retail	50.861				
	Variable retail			1.837		2.833
	Standing offer adjustment	26.307		0.809		1.248

*Note: This determination was made under a superseded delegation. The notified prices in this document will not apply.*

<b>Retail tariff</b>	<b>Tariff component</b>	<b>Fixed<sup>a</sup> (c/day)</b>	<b>Peak usage (c/kWh)</b>	<b>Off-peak/Flat usage (c/kWh)</b>	<b>Peak demand (\$/kW/month)</b>	<b>Off-peak/Flat demand (\$/kW/month)</b>
	SRES cost pass-through			-0.0546		
	<b>Total</b>	<b>552.453</b>		<b>16.941</b>		<b>26.211</b>
Tariff 91– Unmetered supply	Network			9.143		
	Energy			12.939		
	Fixed retail					
	Variable retail			2.826		
	Standing offer adjustment			1.245		
	SRES cost pass-through			-0.0546		
	<b>Total</b>			<b>26.099</b>		

**a.** Charged per metering point.

*Note: Totals may not add due to rounding*

*Note: This determination was made under a superseded delegation. The notified prices in this document will not apply.*

**Table 38 Regulated retail tariffs and prices for large business and street lighting customers (GST exclusive)**

<i>Retail tariff</i>	<i>Tariff component</i>	<i>Fixed<sup>a</sup> (c/day)</i>	<i>Peak usage (c/kWh)</i>	<i>Off-peak/Flat usage (c/kWh)</i>	<i>Peak demand (\$/kW/month)</i>	<i>Off-peak/Flat demand (\$/kW/month)</i>
Tariff 44— Business over 100 MWh/yr— Small (demand)	Network	4304.700		1.451		33.915
	Energy			11.991		
	Fixed retail	502.316				
	Variable retail			0.813		2.050
	Headroom	240.351		0.713		1.798
	SRES cost pass-through			-0.0540		
	<b>Total</b>		<b>5047.367</b>		<b>14.914</b>	
Tariff 45— Business over 100 MWh/yr— Medium (demand)	Network	14333.200		1.451		25.552
	Energy			11.991		
	Fixed retail	1139.598				
	Variable retail			0.813		1.544
	Headroom	773.640		0.713		1.355
	SRES cost pass-through			-0.0540		
	<b>Total</b>		<b>16246.438</b>		<b>14.914</b>	
Tariff 46— Business over 100 MWh/yr— Large (demand)	Network	37575.100		1.432		20.915
	Energy			11.991		
	Fixed retail	2685.590				
	Variable retail			0.811		1.264
	Headroom	2013.034		0.712		1.109
	SRES cost pass-through			-0.0540		
	<b>Total</b>		<b>42273.724</b>		<b>14.892</b>	
Tariff 50— Business over 100 MWh/yr (seasonal time- of-use demand)	Network	3477.600	1.051	3.551	57.155	10.415
	Energy		11.991	11.991		
	Fixed retail	466.118				
	Variable retail		0.788	0.939	3.455	0.630
	Headroom	197.186	0.692	0.824	3.030	0.552
	SRES cost pass-through		-0.0540	-0.0540		
	<b>Total</b>		<b>4140.904</b>	<b>14.468</b>	<b>17.252</b>	<b>63.640</b>

*Note: This determination was made under a superseded delegation. The notified prices in this document will not apply.*

<b>Retail tariff</b>	<b>Tariff component</b>	<b>Fixed<sup>a</sup> (c/day)</b>	<b>Peak usage (c/kWh)</b>	<b>Off-peak/Flat usage (c/kWh)</b>	<b>Peak demand (\$/kW/month)</b>	<b>Off-peak/Flat demand (\$/kW/month)</b>
Tariff 71—Street lighting	Network	0.500		16.819		
	Energy			11.991		
	Fixed retail					
	Variable retail			1.741		
	Headroom	0.025		1.528		
	SRES cost pass-through			-0.0540		
	<b>Total</b>		<b>0.525</b>		<b>32.025</b>	

**a.** Charged per metering point.

*Note: Totals may not add due to rounding.*

*Note: This determination was made under a superseded delegation. The notified prices in this document will not apply.*

**Table 39 Regulated retail tariffs and prices for very large business customers (GST exclusive)**

<i>Retail tariff</i>	<i>Tariff component</i>	<i>Fixed<sup>a</sup> (c/day)</i>	<i>Peak usage (c/kWh)</i>	<i>Off-peak/Flat usage (c/kWh)</i>	<i>Connection unit (\$/day/unit)</i>	<i>Capacity Flat/Off-peak (\$/kVA of AD/mth)</i>	<i>Demand Flat/Peak (\$/kVA/mth)</i>	<i>Excess reactive Power (\$/excess kVA/mth)</i>
Tariff 51A—Business over 4 GWh/yr—High voltage 66kV	Network	23490.300		1.574	9.451	4.234	2.500	4.000
	Energy			11.269				
	Fixed retail	2843.402						
	Variable retail			0.776	0.571	0.256	0.151	0.242
	Headroom	1316.685		0.681	0.501	0.224	0.133	0.212
	SRES cost pass-through							
	<b>Total</b>		<b>27650.387</b>		<b>14.300</b>	<b>10.523</b>	<b>4.714</b>	<b>2.784</b>
Tariff 51B—Business over 4 GWh/yr—High voltage 33kV	Network	16990.300		1.574	9.451	5.058	2.500	4.000
	Energy			11.269				
	Fixed retail	2843.402						
	Variable retail			0.776	0.571	0.306	0.151	0.242
	Headroom	991.685		0.681	0.501	0.268	0.133	0.212
	SRES cost pass-through							
	<b>Total</b>		<b>20825.387</b>		<b>14.300</b>	<b>10.523</b>	<b>5.632</b>	<b>2.784</b>
Tariff 51C—Business over 4 GWh/yr—High voltage 22/11kV Bus	Network	15590.300		1.578	9.451	5.815	3.100	4.000
	Energy			11.269				
	Fixed retail	2843.402						
	Variable retail			0.777	0.571	0.351	0.187	0.242
	Headroom	921.685		0.681	0.501	0.308	0.164	0.212

*Note: This determination was made under a superseded delegation. The notified prices in this document will not apply.*

<i>Retail tariff</i>	<i>Tariff component</i>	<i>Fixed<sup>a</sup> (c/day)</i>	<i>Peak usage (c/kWh)</i>	<i>Off-peak/Flat usage (c/kWh)</i>	<i>Connection unit (\$/day/unit)</i>	<i>Capacity Flat/Off-peak (\$/kVA of AD/mth)</i>	<i>Demand Flat/Peak (\$/kVA/mth)</i>	<i>Excess reactive Power (\$/excess kVAr/mth)</i>
	SRES cost pass-through							
	<b>Total</b>	<b>19355.387</b>		<b>14.304</b>	<b>10.523</b>	<b>6.475</b>	<b>3.452</b>	<b>4.454</b>
Tariff 51D—Business over 4 GWh/yr—High voltage 22/11kV Line	Network	14790.300		1.593	9.451	11.315	6.200	4.000
	Energy			11.269				
	Fixed retail	2843.402						
	Variable retail			0.777	0.571	0.684	0.375	0.242
	Headroom	881.685		0.682	0.501	0.600	0.329	0.212
	SRES cost pass-through							
	<b>Total</b>	<b>18515.387</b>		<b>14.321</b>	<b>10.523</b>	<b>12.599</b>	<b>6.903</b>	<b>4.454</b>
Tariff 52A—Business over 4 GWh/yr—High voltage 66/33kV (STOUD)	Network	11490.300	1.074	1.474	9.451	6.715	11.000	4.000
	Energy		11.269	11.269				
	Fixed retail	2843.402						
	Variable retail		0.746	0.770	0.571	0.406	0.665	0.242
	Headroom	716.685	0.654	0.676	0.501	0.356	0.583	0.212
	SRES cost pass-through							
	<b>Total</b>	<b>15050.387</b>	<b>13.743</b>	<b>14.188</b>	<b>10.523</b>	<b>7.477</b>	<b>12.248</b>	<b>4.454</b>
Tariff 52B—Business over 4 GWh/yr—High voltage 22/11kV Bus (STOUD)	Network	11490.300	1.078	1.478	9.451	4.715	39.600	4.000
	Energy		11.269	11.269				
	Fixed retail	2843.402						
	Variable retail		0.746	0.770	0.571	0.285	2.394	0.242

*Note: This determination was made under a superseded delegation. The notified prices in this document will not apply.*

<i>Retail tariff</i>	<i>Tariff component</i>	<i>Fixed<sup>a</sup> (c/day)</i>	<i>Peak usage (c/kWh)</i>	<i>Off-peak/Flat usage (c/kWh)</i>	<i>Connection unit (\$/day/unit)</i>	<i>Capacity Flat/Off-peak (\$/kVA of AD/mth)</i>	<i>Demand Flat/Peak (\$/kVA/mth)</i>	<i>Excess reactive Power (\$/excess kVAr/mth)</i>
	Headroom	716.685	0.655	0.676	0.501	0.250	2.100	0.212
	SRES cost pass-through							
	<b>Total</b>	<b>15050.387</b>	<b>13.747</b>	<b>14.193</b>	<b>10.523</b>	<b>5.250</b>	<b>44.093</b>	<b>4.454</b>
Tariff 52C—Business over 4 GWh/yr—High voltage 22/11kV Line (STOUD)	Network	11490.300	1.093	1.493	9.451	8.715	72.333	4.000
	Energy		11.269	11.269				
	Fixed retail	2843.402						
	Variable retail		0.747	0.771	0.571	0.527	4.372	0.242
	Headroom	716.685	0.655	0.677	0.501	0.462	3.835	0.212
	SRES cost pass-through							
	<b>Total</b>	<b>15050.387</b>	<b>13.764</b>	<b>14.209</b>	<b>10.523</b>	<b>9.704</b>	<b>80.540</b>	<b>4.454</b>
Tariff 53—Business over 40 GWh/yr	Network	14790.300		1.593		11.315	6.200	4.000
	Energy			11.269				
	Fixed retail	2843.402						
	Variable retail			0.777		0.684	0.375	0.242
	Headroom	881.685		0.682		0.600	0.329	0.212
	SRES cost pass-through							
	<b>Total</b>	<b>18515.387</b>		<b>14.321</b>		<b>12.599</b>	<b>6.903</b>	<b>4.454</b>

*a. Charged per metering point.*

*Note: Totals may not add due to rounding.*



*Note: This determination was made under a superseded delegation. The notified prices in this document will not apply.*

## APPENDIX K: SRES COST PASS-THROUGH CALCULATIONS

This appendix provides further information about how the SRES pass-through amounts in section 6.3 were calculated.

First, we calculated the actual cost of SRES compliance during 2016–17, in dollars per megawatt hour (\$/MWh), based on the final STP for the 2016 and 2017 calendar years, using the same approach as ACIL Allen. We then took the difference between the SRES allowance provided in 2016–17 notified prices and the actual 2016–17 SRES cost. This revealed an SRES over-recovery of approximately \$0.40 per MWh (0.040 c/kWh), as shown in table below.

**Table 40 2016–17 SRES over-recovery for all settlement classes**

	<i>Period</i>	<i>STP (%)<sup>a</sup></i>		<i>Clearing house price<sup>a</sup></i> <i>(\$/MWh)</i>	<i>SRES cost</i> <i>(\$/MWh)</i>	<i>2016–17 average SRES cost</i> <i>(\$/MWh)</i>
		<i>Final</i>	<i>Non-binding</i>			
2016–17 Final determination allowance	1 Jul–31 Dec 2016	9.68%		\$40.00	\$3.872	\$3.74
	1 Jan–30 Jun 2017		9.02%	\$40.00	\$3.608	
2016–17 Actual cost	1 Jul–31 Dec 2016	9.68%		\$40.00	\$3.872	\$3.34
	1 Jan–30 Jun 2017	7.01%		\$40.00	\$2.804	
Over-recovery in 2016–17 (before adjusting for energy losses, variable retail costs, standard offer adjustment/headroom and time value for money)						\$0.40

<sup>a</sup> Published by the Clean Energy Regulator.

Next, we adjusted the over-recovery to account for energy losses to determine the SRES liabilities based on energy acquired. In the 2016–17 price determination, we applied a loss factor to energy purchase costs for each settlement class to reflect transmission and distribution losses. We applied the same loss factors to the over-recovered SRES amounts calculated above, consistent with the 2016–17 price determination.

To restore the real values of the over-recovered amounts, we made an adjustment to reflect the time-value of money for retailers over that 12-month period, proxied by a nominal weighted average cost of capital of 7.71 per cent.<sup>160</sup> Finally, we applied the relevant variable retail cost allocators, standing offer adjustment or headroom allowance (which reflect the allowances applying in the year in which the over-recovery was incurred) to arrive at the final SRES pass-through amounts. The result is three discrete pass-through amounts, which are applied at the final stage of the build-up of 2017–18 notified prices.

The calculations and pass-through amounts to apply to each settlement class are set out in the table below.

<sup>160</sup> Estimated in accordance with the QCA's weighted average cost of capital methodology.

*Note: This determination was made under a superseded delegation. The notified prices in this document will not apply.*

**Table 41 SRES pass-through amounts for 2017–18 by settlement class**

<b>Energex NSLP—residential and controlled load 9000 &amp; 9100</b>	
SRES over-recovery in 2016–17 (c/kWh)	–0.0402
+ Energy losses in 2016–17 (total loss factor)	1.065
+ Discount rate (time value of money)	7.71%
Over recovery before the application of standing offer adjustment and variable retail cost allowance (2017–18 c/kWh)	–0.0461
+ Variable retail cost allowance (residential) in 2016–17 (%)	11.27%
+ Standing offer adjustment in 2016–17 (%)	5.0%
SRES cost pass-through for 2017–18 (c/kWh)	–0.0539
<b>Energex NSLP—small business and unmetered supply</b>	
SRES over-recovery in 2016–17 (c/kWh)	–0.0402
+ Energy losses in 2016–17 (total loss factor)	1.065
+ Discount rate (time value of money)	7.71%
Over recovery before the application of standing offer adjustment and variable retail cost allowance (2017–18 c/kWh)	–0.0461
+ Variable retail cost allowance (small business) in 2016–17 (%)	12.80%
+ Standing offer adjustment in 2016–17 (%)	5.0%
SRES cost pass-through for 2017–18 (c/kWh)	–0.0546
<b>Ergon Energy NSLP—Small, medium and large SAC demand and street lighting</b>	
SRES over-recovery in 2016–17 (c/kWh)	–0.0402
+ Energy losses in 2016–17 (total loss factor)	1.120
+ Discount rate (time value of money)	7.71%
Over recovery before the application of headroom allowance and variable retail cost allowance (2017–18 c/kWh)	–0.0485
+ Variable retail cost allowance (large business) in 2016–17 (%)	6.0445%
+ Headroom allowance in 2016–17 (%)	5.0%
SRES cost pass-through for 2017–18 (c/kWh)	–0.0540